

THE QUARTERLY

Debt Bulletin

2024 | Third Quarter

SRI LANKA

Ministry of Finance, Planning and Economic Development



THE QUARTERLY
Debt Bulletin
2024 | Third Quarter

Ministry of Finance, Planning and Economic Development
Sri Lanka

Contents

Overview	3
Summary of Public Debt	4
Government External Debt	5
Government Domestic Debt	12
Annexures	13

Overview

Sri Lanka has been facing tremendous economic, humanitarian and social challenges with a severe recession amid high inflation, depleted international reserves, an unsustainable public debt, and heightened financial sector vulnerabilities. Accordingly, with a view to restore macroeconomic stability and public debt sustainability, safeguarding financial stability, and stepping up structural reforms to unlock Sri Lanka's growth potential, the Government of Sri Lanka (GOSL) entered into a 48-month extended arrangement under the Extended Fund Facility (EFF) of SDR 2.286 billion (about USD 3.0 billion) with the International Monetary Fund (IMF).

Sri Lanka reached a Staff Level Agreement (SLA) with the International Monetary Fund (IMF) in September, 2022 towards restoring macroeconomic stability and debt sustainability. Successful approval of the Extended Fund Facility (EFF) programme by the IMF has also helped to secure additional foreign financing from International Financial Institutions (IFIs). The IMF program targets restoring the country's fiscal sustainability through a well calibrated revenue-based fiscal consolidation plan. Government of Sri Lanka is also committed to implement growth-enhancing structural reforms that will allow Sri Lanka to unlock its full growth. The Sri Lankan Government has also embarked on an ambitious reform agenda to ensure fiscal consolidation, boost tax revenues, rebuild its foreign reserves, improve economic governance, and strengthen the Central Bank's independence. At this juncture, the IMF Executive Board has approved Sri Lanka's IMF program under the Extended Fund Facility (EFF) on 20th March, 2023.

Subsequently, in June 2024 the government of Sri Lanka reached final agreement on its debt treatment with the members of the Official Creditor Committee (OCC) of Sri Lanka's major bilateral lenders, and also signed bilateral debt treatment agreements in relation to the loans owed by Sri Lanka to Exim Bank of China. In September 2024, the Republic reached agreements in principle on the restructuring of approximately USD 14.2 billion of sovereign debt (as of end 2023) with the holders of its International Sovereign Bonds. The successful completion of this bond exchange will enable Sri Lanka to achieve sovereign debt sustainability and accelerate the country's economic recovery. Sri Lanka will achieve approximately USD 9.5 billion debt service payments reduction over the 4-year IMF program period, 31 percent reduction in the coupon rate of Sri Lanka's Bonds to 4.4%, and extension of the average maturity profile of over 5 years. The successful completion of the bond exchange will also normalize relations with bondholders.

Publishing a public debt bulletin will ensure the Government's commitment to transparency, accountability and free accessibility to information by the international organizations, investors and the general public.

This publication depicts the public debt statistics in Sri Lanka as of the end September, 2024.

Summary of Public Debt

Table 1: Summary of Public Debt as at end September 2024

Instrument Category	USD million	
	End June 2024*	End September 2024**
Domestic Debt	57,486	59,948
LKR Denominated ¹	57,246	59,948
FX Denominated ²	240	-
External Debt	37,552	38,268
Project/Program/Policy Loan	22,818	23,524
Bilateral	10,634	11,052
Multilateral	12,184	12,472
Commercial	14,734	14,744
International Sovereign Bonds (ISBs)***	12,550	12,550
Term Financing Facilities	2,184	2,194
Guaranteed Debt	5,618	5,489
LKR Denominated	1,933	1,949
FX Denominated	3,685	3,540
Total Debt	100,656	103,705

Notes

Outstanding amount includes the unpaid principals of affected debt instruments specified in the interim policy of debt standstill and FAQs (<https://www.treasury.gov.lk/news/article/103>)

* Updated. For the conversion of different currencies into USD, the exchange rates as at 28th June 2024 (305.7065) have been used

** provisional, for the conversion figures in different currencies into USD, the exchange rates as at 30th September 2024 (299.3565) have been used. There is an exchange rate impact to figures that are not in USD

1. Included the CPC Loan which is expected to pay in LKR

2. Non project FCBU Loans

*** Outstanding amounts of ISBs have not been classified on the current resident/non-resident basis of their holdings.

Some of the information required under the Public Debt Management Act No. 33 of 2024 which was enacted with effect from 25th November 2024, are not included in this report due to the time restrictions for obtaining such information

Government External Debt

Outstanding External Debt

Table 2: Composition of Government External Debt* – September 2024

Central Government External Debt (USD million)	38,268
Multilateral	12,472
Bilateral	11,052
PC	4,444
NPC	6,608
Commercial	14,744

Notes

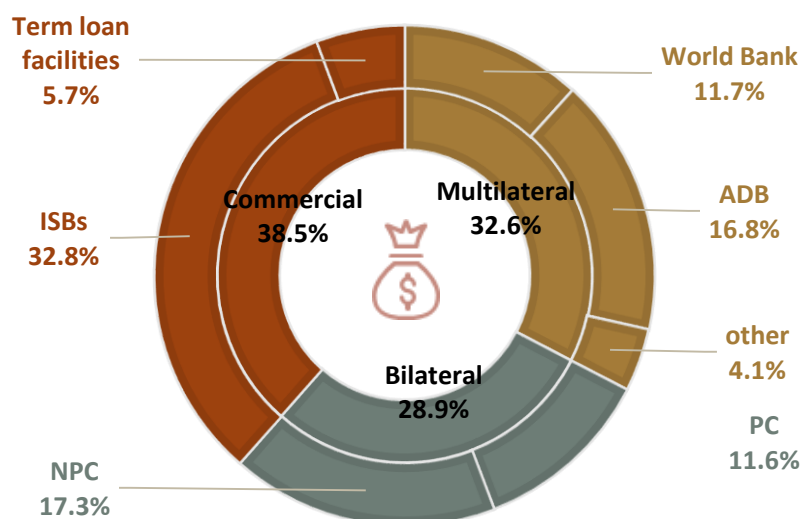
Paris Club (PC) - Japan, France, Korea, Germany, USA, Spain, Russia, Sweden, Australia, Canada, Austria, UK, Belgium, Denmark, Netherlands

Non Paris Club (NPC) - China, India, Saudi Arabia, Kuwait, Hungary, Iran, Pakistan

* Outstanding amounts of ISBs have not been classified on the current resident/non-resident basis of its holdings.

Total Government external debt as at the end of September, 2024 amounted to USD 38.3 billion. The creditor category-wise composition of external debt is depicted in the following graph;

Figure 1: Composition of Government External Debt – September 2024



Commercial debt represents a significant portion of Government external debt which amounted to 38 percent, followed by multilateral debt (33 percent) and bilateral debt (29 percent). About 85 percent of the Commercial category debt consisted of International Bond Issuances (ISBs) and the rest from the Term Financing Facilities (Syndicated Loans). The Asian Development Bank and the World Bank are the major multilateral creditors representing over 87 percent of the total multilateral debt. Under Bilateral debt, 60 percent of its debt represented by non-Paris Club countries while about 40 percent from Paris club countries.

Outstanding of Government External Debt Stock by Creditor

Table 3

Creditor-wise Government External Debt Stock as of the end September 2024

Creditor	Debt Outstanding (including Unpaid Principal)	Unpaid Principal as of end September 2024
	<i>in USD million</i>	<i>in USD million</i>
Central Government External Debt	38,267.8	5,983.7
Bilateral	11,051.9	1,593.5
<i>AB Svensk Export Credit (Sweden)</i>	34.7	28.9
<i>Agence Francaise De Development (France)</i>	171.6	47.0
<i>ANZ Investment Bank (Australia)</i>	18.1	17.8
<i>Banco Bilbao Vizcaya Argentaria (Spain)</i>	19.5	11.2
<i>Bank Austria Creditanstalt AG</i>	10.9	6.7
<i>BNP Paribas-Belgium</i>	2.6	0.9
<i>Calyon Credit Agricole CIB (France)</i>	202.0	59.2
<i>China Development Bank</i>	538.8	258.4
<i>Deutsche Bank AG (United Kingdom)</i>	132.4	52.8
<i>*Erste Bank (Austria)</i>	10.7	-
<i>Export Development Bank of Iran</i>	32.9	30.4
<i>Export Finance & Insurance Corporation (Australia)</i>	6.9	3.4
<i>**EXIM - China</i>	4,220.5	-
<i>EXIM - Hungary</i>	48.7	7.9
<i>EXIM - India</i>	871.0	216.4
<i>EXIM - US</i>	40.1	14.3
<i>Fortis Bank NV/Fortis Banque SA(Belgium)</i>	2.0	2.0
<i>Government of Canada</i>	18.1	6.7
<i>Government of China</i>	14.3	3.0
<i>Government of France</i>	65.0	13.2
<i>Government of Germany</i>	206.0	44.0
<i>Government of Japan</i>	2,529.7	386.7
<i>Government of Korea</i>	305.3	34.8
<i>Government of Kuwait</i>	96.1	24.5
<i>***Government of Pakistan</i>	2.1	2.0
<i>Government of Russia</i>	35.4	35.4
<i>Government of Spain</i>	82.8	4.5

Table 3
contd...

**Creditor-wise Government External Debt Stock as of the
end September 2024**

Creditor	Debt Outstanding (including Unpaid Principal)	Unpaid Principal as of end September 2024
	<i>in USD million</i>	<i>in USD million</i>
<i>Government of USA</i>	84.9	43.3
<i>HSBC (With Guarantee of EKF Denmark)</i>	33.8	16.0
<i>HSBC (UK)</i>	53.6	26.9
<i>HSBC (HongKong- China)</i>	123.1	24.1
<i>ING Bank (Netherlands)</i>	44.0	6.6
<i>KBC Bank of Belgium</i>	5.7	4.8
<i>Rabobank (Co-op Centrale Raiffeisen) (Netherlands)</i>	227.3	95.3
<i>Raiffesen Zentral Bank (Austria)</i>	37.4	3.1
<i>Saudi Fund For Arab Economic Development</i>	165.5	35.4
<i>Regera Sa'rl (UK)</i>	5.0	5.0
<i>State Bank of India</i>	495.4	11.0
<i>The Riggs National Bank (USA)</i>	7.5	3.8
<i>UniCredit Bank (Austria)</i>	50.7	6.4
Multilateral	12,471.6	-
<i>Asian Development Bank (ADB)</i>	6,414.5	-
<i>Asian Infrastructure Investment Bank (AIIB)</i>	136.2	-
<i>European Investment Bank (EIB)</i>	86.3	-
<i>International Fund for Agricultural Development (IFAD)</i>	165.5	-
<i>International Monetary Fund</i>	1,033.6	-
<i>Nordic Development Fund (NDF)</i>	14.0	-
<i>OPEC fund for International Development (OFID)</i>	128.5	-
<i>World Bank</i>	4,493.1	-
Commercial	14,744.2	4,390.2
<i>International Sovereign Bond Issuances</i>	12,550.0	3,750.0
<i>Term Financing Facilities - China Development Bank</i>	2,194.2	640.2
Total	38,267.8	5,983.7

Source: Department of External Resources

Note: * Repayments not yet started

** 39 loans were restructured with effect from 01, January 2024

*** To be reconciled with lender

The former lender of Regera S.à'rl. is Standard Chartered Bank (UK)

Outstanding of Government External Debt by Creditor Countries and Organizations

Table 4		
Country-wise Bilateral and other Government External Debt Stock as of the end September 2024		
Type of debt	Debt Outstanding (including unpaid Principal) in USD million	Unpaid Principal as of end June 2024 in USD million
Central Government Debt	38,267.8	5,983.7
Multilateral	12,471.6	-
<i>ADB</i>	6,414.5	-
<i>World Bank</i>	4,493.1	-
<i>IMF</i>	1,033.6	-
<i>IFAD</i>	165.5	-
<i>OFID</i>	128.5	-
<i>EIB</i>	86.3	-
<i>AIIB</i>	136.2	-
<i>NDF</i>	14.0	-
Bilateral	11,051.9	1,593.5
PC	4,443.6	980.5
<i>Japan</i>	2,529.7	386.7
<i>France</i>	438.6	119.4
<i>Korea</i>	305.3	34.8
<i>Netherlands</i>	271.4	101.9
<i>Germany</i>	206.0	44.0
<i>UK</i>	191.0	84.7
<i>USA</i>	132.5	61.4
<i>Austria</i>	109.7	16.1
<i>Spain</i>	102.3	15.6
<i>Russia</i>	35.4	35.4
<i>Sweden</i>	34.7	28.9
<i>Denmark</i>	33.8	16.0
<i>Australia</i>	25.0	21.2
<i>Canada</i>	18.1	6.7
<i>Belgium</i>	10.2	7.7
NPC	6,608.3	613.0
<i>China</i>	4,896.6	285.5
<i>India</i>	1,366.4	227.3
<i>Saudi Arabia</i>	165.5	35.4
<i>Kuwait</i>	96.1	24.5
<i>Hungary</i>	48.7	7.9
<i>Iran</i>	32.9	30.4
<i>*Pakistan</i>	2.1	2.0
Commercial	14,744.2	4,390.2
<i>ISBs</i>	12,550.0	3,750.0
<i>Term loan facilities - CDB</i>	2,194.2	640.2

Source: Department of External Resources

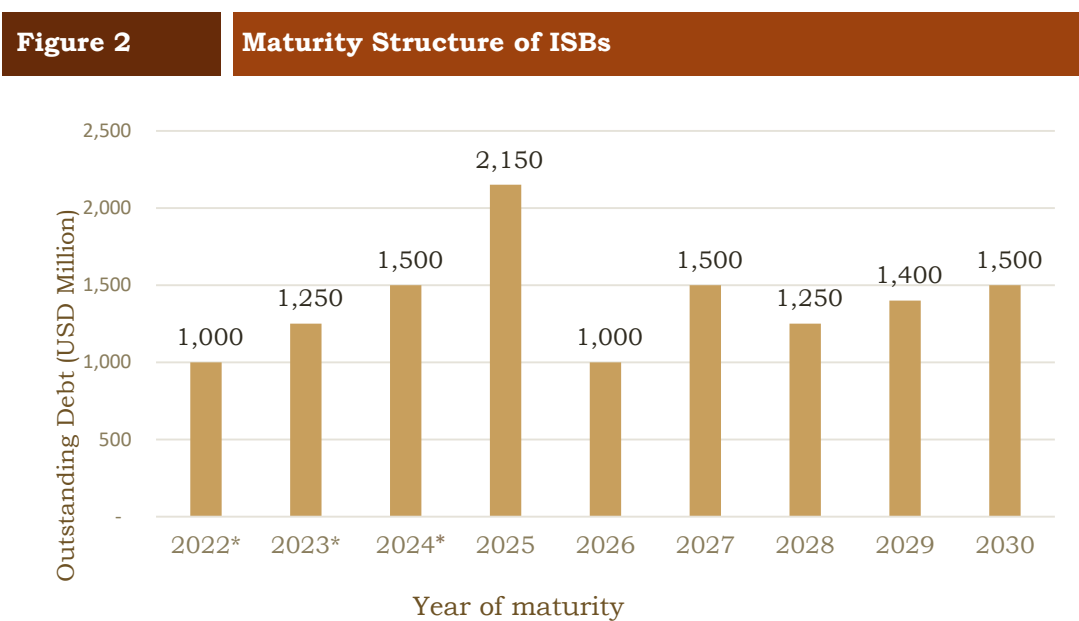
*To be reconciled with lender

Maturity Structures of External Debt

Table 5		Maturity Structure of ISBs		
Date of Issuance (DD/MM/YYYY)	Amount (USD million)	Interest Rate (%) (Annual)	Tenure (Years)	Maturity Date (DD/MM/YYYY)
*25/07/2012	1,000	5.88	10	25/07/2022
03/06/2015	650	6.13	10	03/06/2025
03/11/2015	1,500	6.85	10	03/11/2025
18/07/2016	1,000	6.83	10	18/07/2026
11/05/2017	1,500	6.20	10	11/05/2027
*18/04/2018	1,250	5.75	5	18/04/2023
18/04/2018	1,250	6.75	10	18/04/2028
*14/03/2019	1,000	6.85	5	14/03/2024
14/03/2019	1,400	7.85	10	14/03/2029
*28/06/2019	500	6.35	5	28/06/2024
28/06/2019	1,500	7.55	10.7	28/03/2030

Source: Department of External Resources

* Not paid due to the interim policy of debt standstill



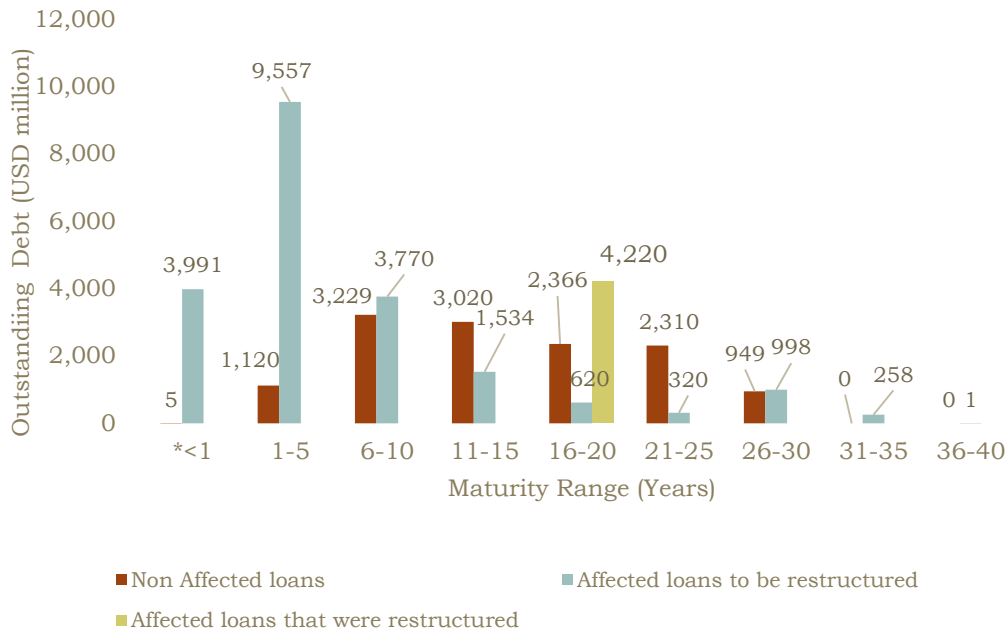
Source: Department of External Resources

* Not paid due to the interim policy of debt standstill

- Based on the Original Maturity
- Subjected to adjust maturity dates after restructuring where applicable
- Outstanding amounts of ISBs have not been classified on the current resident/non-resident basis of its holdings.

Figure 3

Remaining maturity of Government External Debt as at end September, 2024



Source: Department of External Resources

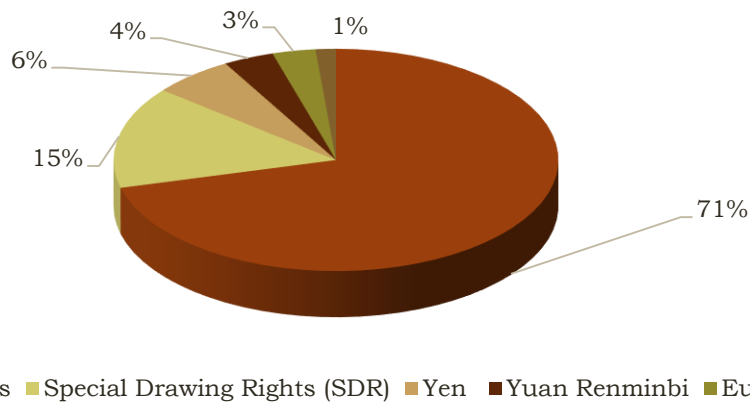
Notes:

- Includes ISBs
- * Includes debt standstill loans that were to be mature from April 2022 to September 2024
- Affected loans (loans affected by the Interim Policy of debt standstill) and FAQs (<https://www.treasury.gov.lk/news/article/103>)
- Affected loans are subjected to adjust the maturity profile after restructuring
- Affected loans that were restructured – loans from China EXIM Bank as per the amended agreements signed in June 26, 2024
- Based on remaining maturity dates

Composition of External Debt

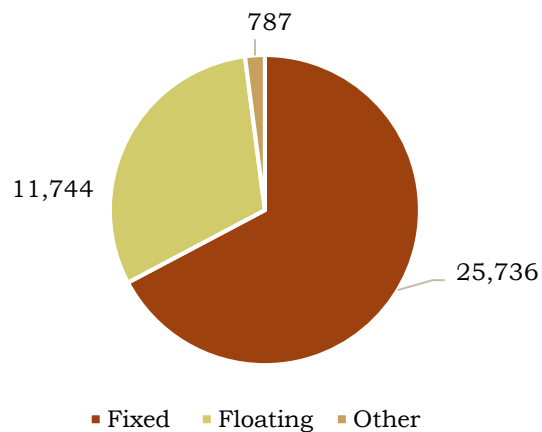
Figure 4

Composition of External Debt by Currency



Source: Department of External Resources

Figure 5 | **Composition of External Debt by type of Interest (USD million)**



Source: Department of External Resources

67 % of the Government external debt consist of the instruments obtained at fixed interest rate, whereas, 31% at floating interest rates.

Domestic Debt

Summary of Outstanding of Domestic Debt

Table 7	Domestic Debt	
	Source	Outstanding Debt (in USD)
		30-06-2024*
Treasury Bills	12,739,388,924	13,144,117,465
Treasury Bonds	41,919,849,701	44,218,227,455
Rupee Loans	-	-
Sri Lanka Development Bonds	-	-
Local Loans in Foreign Currency - FCBU	240,000,000	-
Suhurupaya Loan Account of Ministry of Defence	12,096,496	11,402,851
Retirement Gratuity Loan Account	140,064,604	139,636,373
Advance from the CBSL Monetary Law Act	-	-
Government Guaranteed Ceylon Petroleum Corporation Loan	2,434,781,159	2,434,781,159
Total	57,486,180,883	59,948,165,303

Note

Foreign Currency Banking Unit -Project loans not included

** For conversion different currencies into USD, the exchange rates as at 28th June 2024 (305.7065) applied*

*** For conversion different currencies into USD, the exchange rates as at 30th September 2024 (299.3565) applied*

Annexures

Table 8		Details of Outstanding Treasury Bills¹ (as at 30 September 2024)	
Maturity Date	ISIN	Face Value (Rs Mn)	
4 October 2024	LKA09124J040	65,369.00	
	LKA18224J047	62,582.00	
	LKA36424J041	7,393.00	
11 October 2024	LKA09124J115	34,865.00	
	LKA18224J112	25,288.00	
	LKA36424J116	4,613.00	
18 October 2024	LKA09124J180	33,587.00	
	LKA18224J187	34,001.00	
	LKA36424J181	8,550.00	
25 October 2024	LKA09124J255	60,947.00	
	LKA18224J252	35,103.00	
	LKA36424J256	10,967.00	
1 November 2024	LKA09124K014	85,348.00	
	LKA18224K011	62,969.00	
	LKA36424K015	9,384.00	
8 November 2024	LKA09124K089	94,840.00	
	LKA18224K086	92,542.00	
	LKA36424K080	2,382.00	
15 November 2024	LKA09124K154	69,344.00	
	LKA18224K151	87,666.00	
	LKA36424K155	4,218.00	
22 November 2024	LKA09124K220	76,159.00	
	LKA18224K227	72,060.00	
	LKA36424K221	5,997.00	
29 November 2024	LKA09124K295	57,508.00	
	LKA18224K292	57,389.00	
	LKA36424K296	18,536.00	
6 December 2024	LKA09124L061	82,013.00	
	LKA18224L068	112,619.00	
	LKA36424L062	5,716.00	
13 December 2024	LKA09124L137	105,798.00	
	LKA18224L134	111,813.00	
	LKA36424L138	8,362.00	
20 December 2024	LKA09124L202	90,045.00	
	LKA18224L209	95,062.00	
	LKA36424L203	7,797.00	
27 December 2024	LKA09124L277	74,473.00	
	LKA18224L274	49,031.00	
	LKA36424L278	752.00	
3 January 2025	LKA18225A035	97,524.00	
	LKA36425A039	7,771.00	
10 January 2025	LKA18225A100	44,561.00	
	LKA36425A104	4,827.00	
17 January 2025	LKA18225A175	33,932.00	

Table 8
Cont...**Details of Outstanding Treasury Bills¹ (as at 30 September 2024)**

Maturity Date	ISIN	Face Value (Rs Mn)
	LKA36425A179	22,433.00
24 January 2025	LKA18225A241	64,898.00
	LKA36425A245	37,151.00
31 January 2025	LKA18225A316	49,743.00
	LKA36425A310	62,259.00
7 February 2025	LKA18225B074	39,948.00
	LKA36425B078	64,679.00
14 February 2025	LKA18225B140	48,502.00
	LKA36425B144	60,779.00
21 February 2025	LKA18225B215	43,675.00
	LKA36425B219	12,280.00
28 February 2025	LKA18225B280	44,544.00
	LKA36425B284	40,568.00
7 March 2025	LKA18225C072	67,451.00
	LKA36425C076	44,971.00
14 March 2025	LKA18225C148	57,912.00
	LKA36425C142	40,740.00
21 March 2025	LKA18225C213	70,034.00
	LKA36425C217	18,141.00
28 March 2025	LKA18225C288	55,743.00
	LKA36425C282	15,226.00
4 April 2025	LKA36425D041	18,459.00
11 April 2025	LKA36425D116	14,897.00
18 April 2025	LKA36425D181	18,788.00
25 April 2025	LKA36425D256	28,646.00
2 May 2025	LKA36425E023	53,756.00
9 May 2025	LKA36425E098	42,707.00
16 May 2025	LKA36425E163	76,190.00
23 May 2025	LKA36425E239	75,882.00
30 May 2025	LKA36425E304	87,746.00
6 June 2025	LKA36425F061	71,357.00
13 June 2025	LKA36425F137	60,082.00
20 June 2025	LKA36425F202	43,349.00
27 June 2025	LKA36425F277	11,182.00
4 July 2025	LKA36425G044	46,107.00
11 July 2025	LKA36425G119	36,074.00
18 July 2025	LKA36425G184	53,481.00
25 July 2025	LKA36425G259	50,155.00
1 August 2025	LKA36425H018	25,435.00
8 August 2025	LKA36425H083	11,608.00
15 August 2025	LKA36425H158	20,637.00
22 August 2025	LKA36425H224	4,516.00
29 August 2025	LKA36425H299	3,534.00
5 September 2025	LKA36425I057	2,931.00
12 September 2025	LKA36425I123	1,105.00
19 September 2025	LKA36425I198	989.00
26 September 2025	LKA36425I263	1,784.00
Treasury Bill Outstanding as at 30.09.2024		3,934,777.00

1. If the maturity date falls on a bank holiday, payment will be made on the following business day.

Table 9

Details of Outstanding Treasury Bonds¹ (as at 30 September 2024)

Maturity Date	Series	ISIN	Face Value (Rs Mn)
15 November 2024	22.00%2024A	LKB00224K150	19,450
1 December 2024	06.00%2024A	LKB01024L011	140,264
15 January 2025	22.50%2025A	LKB00325A156	84,728
15 March 2025	10.25%2025A	LKB01025C157	105,475
1 May 2025	09.00%2025A	LKB01225E019	117,413
1 June 2025	17.00%2025A	LKB00425F013	149,467
1 July 2025	18.00%2025A	LKB00325G013	273,484
15 July 2025	01.00%2025A	LKJ00225G157	72,640
1 August 2025	11.00%2025A	LKB01025H016	92,463
15 October 2025	10.35%2025A	LKB00825J156	73,408
15 January 2026	06.75%2026A	LKB00526A159	128,010
1 February 2026	09.00%2026A	LKB01326B011	223,498
1 March 2026	05.35%2026A	LKB01526C014	126,183
15 May 2026	22.50%2026A	LKB00426E154	145,061
1 June 2026	11.00%2026A	LKB01226F014	229,046
1 August 2026	11.50%2026A	LKB01026H014	244,502
15 December 2026	11.25%2026A	LKB00326L151	219,800
20 December 2026	05.00%2026A	LKB01026L206	9,142
15 January 2027	11.40%2027A	LKB00827A151	232,484
15 March 2027	12.00%09.00%2027A	LKK00427C155	267,038
1 May 2027	18.00%2027A	LKB00527E019	155,671
15 June 2027	11.75%2027A	LKB01027F156	200,583
15 July 2027	01.00%2027A	LKJ00427G159	72,640
21 July 2027	11.00%2027A	LKB01027G212	5,000
15 August 2027	07.80%2027A	LKB00827H156	49,485
15 September 2027	20.00%2027A	LKB00527I150	167,478
15 October 2027	10.30%2027A	LKB00827J152	222,414
15 December 2027	11.25%2027A	LKB01027L154	202,966
15 January 2028	18.00%2028A	LKB00628A153	87,654
15 February 2028	10.75%2028B	LKB00428B156	230,000
15 March 2028	10.75%2028A	LKB01028C151	169,181
15 April 2028	12.00%09.00%2028A	LKK00528D158	267,038
1 May 2028	09.00%2028B	LKB01528E016	162,668
1 July 2028	09.00%2028A	LKB01628G019	225,855
1 September 2028	11.50%2028A	LKB01528I017	211,361
15 December 2028	11.50%2028B	LKB00528L152	266,200
1 January 2029	13.00%2029A	LKB01529A012	29,212
15 March 2029	12.40%7.5%5%2029A	LKK00629C156	99,694
1 May 2029	13.00%2029B	LKB01529E014	36,171
15 May 2029	12.00%09.00%2029A	LKK00629E152	267,038
15 June 2029	11.75%2029A	LKB00529F152	190,961
15 July 2029	01.00%2029A	LKJ00629G150	72,640
	20.00%2029A	LKB00729G156	58,057
15 September 2029	11.00%2029A	LKB00629I154	153,746
15 April 2030	12.40%7.5%5%2030A	LKK00730D150	99,694
15 May 2030	11.00%2030A	LKB01530E152	208,216

Table 9 Cont....

Details of Outstanding Treasury Bonds¹ (as at 30 September 2024)

Maturity Date	Series	ISIN	Face Value (Rs Mn)
15 June 2030	12.00%09.00%2030A	LKK00730F155	267,038
15 October 2030	11.00%2030B	LKB00730J158	68,325
15 January 2031	12.00%09.00%2031A	LKK00831A152	267,038
15 March 2031	11.25%2031A	LKB01231C151	87,731
15 May 2031	12.40%7.5%5%2031A	LKK00831E154	99,694
	18.00%2031A	LKB00931E153	29,193
15 July 2031	01.00%2031A	LKJ00831G152	72,640
1 December 2031	12.00%2031A	LKB01031L016	214,629
1 January 2032	08.00%2032A	LKB02032A016	163,038
15 February 2032	12.00%09.00%2032A	LKK00932B156	267,038
15 June 2032	12.40%7.5%5%2032A	LKK00932F157	99,694
1 July 2032	18.00%2032A	LKB01032G014	96,222
1 October 2032	09.00%2032A	LKB02032J017	149,195
15 January 2033	11.20%2033A	LKB01533A154	238,900
	12.40%7.5%5%2033A	LKK01033A154	348,929
15 March 2033	12.00%09.00%2033A	LKK01033C150	267,038
1 June 2033	09.00%2033A	LKB02033F013	55,085
1 July 2033	13.25%2033A	LKB02033G011	23,512
15 July 2033	01.00%2033A	LKJ01033G154	72,640
1 November 2033	09.00%2033B	LKB02033K013	100
1 January 2034	13.25%2034A	LKB02034A012	77,859
15 February 2034	12.40%7.5%5%2034A	LKK01134B158	348,929
15 April 2034	12.00%09.00%2034A	LKK01134D154	267,038
15 September 2034	10.25%2034A	LKB01534I155	45,000
15 March 2035	11.50%2035A	LKB02035C155	124,565
	12.40%7.5%5%2035A	LKK01235C151	348,929
15 May 2035	12.00%09.00%2035A	LKK01235E157	267,038
15 April 2036	12.40%7.5%5%2036A	LKK01336D155	348,929
15 June 2036	12.00%09.00%2036A	LKK01336F150	267,038
15 January 2037	12.00%09.00%2037A	LKK01437A157	267,038
15 May 2037	12.40%7.5%5%2037A	LKK01437E159	348,929
15 February 2038	12.00%09.00%2038A	LKK01538B150	267,038
15 June 2038	12.40%7.5%5%2038A	LKK01538F151	348,929
15 August 2039	10.50%2039A	LKB02039H156	25,000
1 January 2041	12.00%2041A	LKB02541A016	29,870
1 June 2043	09.00%2043A	LKB03043F011	3,133
1 January 2044	13.50%2044A	LKB03044A010	10,970
1 June 2044	13.50%2044B	LKB03044F019	77,862
1 March 2045	12.50%2045A	LKB03045C013	10,058
Treasury Bond Outstanding as at 30.09.2024			13,237,014

1. If the maturity date falls on a bank holiday, payment will be made on the following business day.

Table 10

The Outstanding List of Treasury Guarantees Issued by the General Treasury up to 30.09.2024

S.No	Name of the Institution	Name of the Bank or Institution	Purpose	Value of the Treasury Guarantees				Date of Issue	Date of Expiry	Outstanding Amount - Capital as at 30.09.2024			
				US\$ Mn.	Euro Mn.	J.Yen Mn.	Rs. Mn.			US\$ Mn.	Euro Mn.	J.Yen Mn.	Rs. Mn.
1	Urban Development Authority	National Savings Bank	Secure the loan facility				2,770.00	6-Nov-09	5-Nov-24				-
2	Road Development Authority	Commercial Bank	Secure the loan facility				829.25	1-Sep-11	31-Mar-30				829.25
3	General Sir John Kotelawala Defence University	Bank of Ceylon	Secure the loan facility				85.00	29-Aug-11	31-Dec-26				13.10
4	Road Development Authority	People's Bank	Secure the loan facility				1,291.08	14-Mar-12	20-Apr-30				1,291.08
5	Road Development Authority	People's Bank	Secure the loan facility				785.39	21-Mar-12	28-Apr-30				785.39
6	Road Development Authority	People's Bank	Secure the loan facility				4,647.57	21-Mar-12	02-May-30				4,647.57
7	Road Development Authority	People's Bank	Secure the loan facility				1,656.01	21-Mar-12	02-May-30				1,656.01
8	Road Development Authority	Commercial Bank	Secure the loan facility				840.62	15-Nov-12	31-Mar-30				840.62
9	Road Development Authority	Commercial Bank	Secure the loan facility				873.27	26-Dec-12	31-Mar-30				873.27
10	Road Development Authority	Hatton National Bank	Secure the loan facility				1,386.37	28-Dec-12	01-Apr-32				1,386.37
11	Road Development Authority	DFCC Bank	Secure the loan facility				367.32	31-Dec-12	31-Mar-30				367.32
12	Road Development Authority	Hatton National Bank	Secure the loan facility				2,283.87	14-May-13	01-Apr-32				2,283.87
13	General Sir John Kotelawala Defence University	Bank of Ceylon	Secure the loan facility				750.00	7-Jun-13	30-Jun-28				73.70
14	Road Development Authority	Hatton National Bank	Secure the loan facility				1,301.55	11-Jul-13	01-Apr-34				1,301.55

Table 10 Contd...

The Outstanding List of Treasury Guarantees Issued by the General Treasury up to 30.09.2024

S.No	Name of the Institution	Name of the Bank or Institution	Purpose	Value of the Treasury Guarantees				Date of Issue	Date of Expiry	Outstanding Amount - Capital as at 30.09.2024			
				US\$ Mn.	Euro Mn.	J.Yen Mn.	Rs. Mn.			US\$ Mn.	Euro Mn.	J.Yen Mn.	Rs. Mn.
15	Road Development Authority	Hatton National Bank	Secure the loan facility				1,323.38	11-Jul-13	01-Apr-34				1,323.38
16	Road Development Authority	Hatton National Bank	Secure the loan facility				734.21	5-Aug-13	01-Apr-34				734.21
17	Road Development Authority	Hatton National Bank	Secure the loan facility				1,769.27	5-Aug-13	01-Apr-34				1,769.27
18	Road Development Authority	Hatton National Bank	Secure the loan facility				1,147.84	30-Aug-13	01-Apr-34				1,147.84
19	Road Development Authority	Hatton National Bank	Secure the loan facility				838.28	28-Nov-13	01-Apr-34				838.28
20	Road Development Authority	Hatton National Bank	Secure the loan facility				1,018.01	28-Nov-13	01-Apr-34				1,018.01
21	Road Development Authority	Hatton National Bank	Secure the loan facility				357.14	28-Nov-13	01-Apr-34				357.14
22	Road Development Authority	Hatton National Bank	Secure the loan facility				4,786.43	28-Nov-13	01-Apr-34				4,786.43
23	Road Development Authority	Hatton National Bank	Secure the loan facility				1,292.84	28-Nov-13	01-Apr-34				1,292.84
24	National School of Business Management Limited	Bank of Ceylon	Secure the loan facility				8,600.00	18-Dec-13	31-Dec-28				5,960.00
25	Road Development Authority	DFCC Bank	Secure the loan facility				529.19	27-Dec-13	31-Mar-32				529.19
26	Road Development Authority	Hatton National Bank	Secure the loan facility				1,492.31	27-Dec-13	01-Apr-34				1,492.31
27	Road Development Authority	National Development Bank PLC	Secure the loan facility				4,282.29	11-Feb-14	01-Apr-34				4,282.92
28	Road Development Authority	National Development Bank PLC	Secure the loan facility				560.41	13-Feb-14	01-Apr-34				560.41
29	Road Development Authority	National Development Bank PLC	Secure the loan facility				693.93	14-Mar-14	01-Apr-34				693.93

Table 10 Contd...

The Outstanding List of Treasury Guarantees Issued by the General Treasury up to 30.09.2024

S.No	Name of the Institution	Name of the Bank or Institution	Purpose	Value of the Treasury Guarantees				Date of Issue	Date of Expiry	Outstanding Amount - Capital as at 30.09.2024			
				US\$ Mn.	Euro Mn.	J.Yen Mn.	Rs. Mn.			US\$ Mn.	Euro Mn.	J.Yen Mn.	Rs. Mn.
30	Road Development Authority	National Development Bank PLC	Secure the loan facility				376.74	25-Mar-14	01-Apr-34				376.74
31	Road Development Authority	Hatton National Bank	Secure the loan facility				401.65	25-Mar-14	01-Apr-34				401.65
32	Road Development Authority	Commercial Bank	Secure the loan facility				544.11	3-Apr-14	31-Mar-34				544.11
33	Road Development Authority	Commercial Bank	Secure the Term loan facility				1,668.68	15-Jul-14	31-Mar-34				1,668.68
34	Road Development Authority	National Development Bank PLC	Secure the loan facility				385.83	26-Aug-14	01-Apr-34				385.83
35	Road Development Authority Sri Lanka Land	People's Bank	Secure the Term loan facility	44.71			-	22-Sep-14	30-Sep-27	11.37			
36	Reclamation & Development Corporation Sri Lanka Land	National Savings Bank	Secure the loan facility				2,000.00	26-Sep-14	31-Oct-28				1,200.87
37	Reclamation & Development Corporation National	National Savings Bank	Secure the loan facility				1,500.00	13-Jul-15	31-Oct-28				
38	Water Supply & Drainage Board	Bank of Ceylon	Secure Term Loan facility				1,148.06	12-Nov-14	31-May-29				715.98
39	National Water Supply & Drainage Board	National Development Bank PLC	Secure Term Loan facility				2,800.00	9-Dec-14	31-Dec-29				1,647.49
40	National Water Supply & Drainage Board	DFCC Bank	Secure Term Loan facility				2,900.00	9-Dec-14	31-Dec-29				1,638.93
41	Airport & Aviation Services (Sri Lanka) Limited	Japan International Cooperation Agency (JICA)	Loan facility			28,969.00	-	28-Mar-12	28-Mar-52			25,357.53	

Table 10 Contd...

The Outstanding List of Treasury Guarantees Issued by the General Treasury up to 30.09.2024

S.No	Name of the Institution	Name of the Bank or Institution	Purpose	Value of the Treasury Guarantees				Date of Issue	Date of Expiry	Outstanding Amount - Capital as at 30.09.2024			
				US\$ Mn.	Euro Mn.	J.Yen Mn.	Rs. Mn.			US\$ Mn.	Euro Mn.	J.Yen Mn.	Rs. Mn.
42	National Water Supply & Drainage Board	National Development Bank PLC	Secure Term Loan facility				1,074.13	29-Sep-15	31-Dec-30				
43	National Water Supply & Drainage Board	National Development Bank PLC	Secure the term loan facility				2,506.30	21-Feb-19	31-Dec-30				1,165.75
44	National Water Supply & Drainage Board	Bank of Ceylon	Secure Term Loan facility				948.00	4-Mar-16	15-Sep-30				635.23
45	National Water Supply & Drainage Board	Bank of Ceylon	Secure the Term Loan Facility				33.00	16-Nov-20	15-Sep-30				
46	Telecommunications Regulatory Commission of Sri Lanka	Exim Bank of China	Buyers Credit loan	88.66			-	18-May-13	31-Jul-26	-			
47	Airport & Aviation Services (Sri Lanka) Limited	Japan International Cooperation Agency (JICA)	Loan- SLP 114			45,428	-	9-May-16	9-May-56			16.80	
48	National Water Supply & Drainage Board	Bank of Ceylon	Secure the loan facility				300.00	29-Jul-16	31-Jan-31				124.73
49	National Water Supply & Drainage Board	Bank of Ceylon	Secure the term loan facility				454.79	21-Feb-19	31-Jan-31				
50	National Water Supply & Drainage Board	People's Bank	Secure the loan facility				397.00	29-Jul-16	31-Jul-31				225.76
51	National Water Supply & Drainage Board	People's Bank	Secure the term loan facility				603.00	21-Feb-19	31-Jul-31				
52	National Water Supply & Drainage Board	DFCC Bank	Secure Term Loan facility				937.87	16-Aug-16	11-Jul-31				
53	National Water Supply & Drainage Board	DFCC Bank	Secure the Total term Loan Facility				1,358.98	6-Nov-17	11-Jul-31				2,019.98

Table 10 Contd...

The Outstanding List of Treasury Guarantees Issued by the General Treasury up to 30.09.2024

S.No	Name of the Institution	Name of the Bank or Institution	Purpose	Value of the Treasury Guarantees				Date of Issue	Date of Expiry	Outstanding Amount - Capital as at 30.09.2024			
				US\$ Mn.	Euro Mn.	J.Yen Mn.	Rs. Mn.			US\$ Mn.	Euro Mn.	J.Yen Mn.	Rs. Mn.
54	National Water Supply & Drainage Board	DFCC Bank	Secure the term loan facility				829.40	4-Jan-19	11-Jul-31				
55	National Water Supply & Drainage Board	Bank of Ceylon	Secure the Term Loan facility	16.20			-	31-Aug-16	28-Feb-31				1,765.52
56	National Water Supply & Drainage Board	Exim Bank of India	Sovereign Guarantee	164.90			-	28-Sep-16	28-Sep-31	91.57			
57	National Water Supply & Drainage Board	Exim Bank of India	Sovereign Guarantee	91.80			-	28-Sep-16	28-Sep-31	60.81			
58	National Water Supply & Drainage Board	China Development Bank	Sovereign Guarantee	48.77			-	9-Sep-16	20-Mar-32	150.08			
59	National Water Supply & Drainage Board	Hatton National Bank	Secure the Term Loan facility		23.42		-	9-Dec-16	14-Dec-30				2,336.19
60	National Water Supply & Drainage Board	People's Bank	Secure the Term Loan facility				560.97	13-Feb-17	13-Feb-32				350.87
61	Airport & Aviation Services (Sri Lanka) Limited	Hongkong & Shanghai Banking Co.Ltd.	Secure the Total term Loan Facility	44.14			-	1-Mar-17	1-Mar-32	29.50			
62	National Water Supply & Drainage Board	National Development Bank PLC	Term Loan facility				4,500.00	25-Jul-17	26-Jul-35				
63	National Water Supply & Drainage Board	National Development Bank PLC	Secure the term loan facility				6,500.00	18-Feb-19	26-Jul-35				12,477.22
64	National Water Supply & Drainage Board	National Development Bank PLC	Term Loan facility				4,000.00	16-Feb-21	26-Jul-35				

Table 10 Contd...

The Outstanding List of Treasury Guarantees Issued by the General Treasury up to 30.09.2024

S.No	Name of the Institution	Name of the Bank or Institution	Purpose	Value of the Treasury Guarantees				Date of Issue	Date of Expiry	Outstanding Amount - Capital as at 30.09.2024			
				US\$ Mn.	Euro Mn.	J.Yen Mn.	Rs. Mn.			US\$ Mn.	Euro Mn.	J.Yen Mn.	Rs. Mn.
65	National Water Supply & Drainage Board	Bank of Ceylon	Secure the Term Loan facility	9.67			-	19-Oct-17	23-Oct-32				1,262.68
66	National Water Supply & Drainage Board	China Development Bank	Loan facility	13.70			-	21-Aug-17	21-Aug-42	40.41			
67	Road Development Authority	Sampath Bank	Secure the Term Loan facility				14,500.00	20-Dec-17	31-Dec-32				11,204.55
68	Ceylon Electricity Board	Asian Development Bank	Sovereign Guarantee	90.00			-	29-Jun-17	15-May-41	64.58			
69	Ceylon Electricity Board	Asian Development Bank	Sovereign Guarantee	150.00			-	10-Jul-17	15-Nov-41	125.49			
70	Road Development Authority	Bank of Ceylon	Secure the Total Term Loan facility				1,387.00	24-Jan-18	31-Jan-33				626.36
71	National Water Supply & Drainage Board	UniCredit Bank Austria AG	Sovereign Guarantee		50.60		-	28-Mar-18	31-Aug-29		40.80		
72	National Water Supply & Drainage Board	People's Bank	Secure the Term Loan facility		7.62		-	6-Apr-18	10-Apr-33				975.67
73	State Development and Construction Corporation	Bank of Ceylon	Secure the loan facility				1,126.81	8-Jun-18	11-Jun-33				990.60
74	State Engineering Corporation	Bank of Ceylon	Secure the term loan facility				1,280.26	30-Jun-18	30-Jun-33				
75	State Engineering Corporation	Bank of Ceylon	Secure the term loan facility				719.74	22-Oct-18	30-Jun-33				1,999.99
76	Ceylon Electricity Board	Asian Development Bank	Sovereign Guarantee	160.00			-	22-Nov-17	15-Sep-37	133.01			
77	National Water Supply & Drainage Board	People's Bank	Secure the term loan facility				128.32	13-Jul-18	31-Jul-33				24.31

Table 10 Contd...

The Outstanding List of Treasury Guarantees Issued by the General Treasury up to 30.09.2024

S.No	Name of the Institution	Name of the Bank or Institution	Purpose	Value of the Treasury Guarantees				Date of Issue	Date of Expiry	Outstanding Amount - Capital as at 30.09.2024			
				US\$ Mn.	Euro Mn.	J.Yen Mn.	Rs. Mn.			US\$ Mn.	Euro Mn.	J.Yen Mn.	Rs. Mn.
78	State Engineering Corporation Road	Bank of Ceylon	Secure the term loan facility				300.00	6-Aug-18	8-Aug-28				300.00
79	Development Authority Road	Bank of Ceylon	Secure the term loan facility				10,000.00	13-Aug-18	15-Aug-33				
80	Development Authority Road	Bank of Ceylon	Secure the term loan facility				5,766.52	3-Sep-18	15-Aug-33				
81	Development Authority Road	Bank of Ceylon	Secure the term loan facility				4,150.00	11-Sep-18	15-Aug-33				18,857.14
82	Development Authority Road	Bank of Ceylon	Secure the term loan facility				1,854.99	17-Sep-18	15-Aug-33				
83	Development Authority Ceylon	Bank of Ceylon	Secure the term loan facility				228.49	9-Apr-19	15-Aug-33				
84	Petroleum Corporation Ceylon	People's Bank	Secure the term loan facility	7.73			-	31-Aug-18	15-Sep-31	5.41			
85	Shipping Corporation Ltd	People's Bank	Secure the loan facility	71.91			-	7-Sep-18	3-Jun-34	48.49			
86	National Water Supply & Drainage Board	Bank of Ceylon	Secure the term loan facility				382.24	25-Sep-18	15-Sep-33				334.63
87	Building Materials Corporation Ltd	Bank of Ceylon	Secure the term loan facility				500.00	22-Oct-18	19-Oct-33				500.00
88	Road Development Authority	Bank of Ceylon	Secure the term loan facility				5,000.00	12-Dec-18	20-Dec-33				
89	Road Development Authority National	Bank of Ceylon	Secure the term loan facility				4,000.00	28-Dec-18	20-Dec-33				7,434.78
90	Water Supply & Drainage Board National	ING Bank, NV of Netherlands	Secure The Commercial Loan		12.29		-	12-Dec-18	4-Jul-23		3.86		
91	Water Supply & Drainage Board National	ING Bank, NV of Netherlands	Secure The Export Credit Facility		70.66		-	12-Dec-18	3-Oct-33		67.46		

Table 10 Contd...

The Outstanding List of Treasury Guarantees Issued by the General Treasury up to 30.09.2024

S.No	Name of the Institution	Name of the Bank or Institution	Purpose	Value of the Treasury Guarantees				Date of Issue	Date of Expiry	Outstanding Amount - Capital as at 30.09.2024			
				US\$ Mn.	Euro Mn.	J.Yen Mn.	Rs. Mn.			US\$ Mn.	Euro Mn.	J.Yen Mn.	Rs. Mn.
92	Road Development Authority	DFCC Bank	Secure the term loan facility				5,000.00	14-Feb-19	12-Mar-34				4,130.43
93	Airport & Aviation Services (Sri Lanka) Limited	Hatton National Bank	Secure the Debenture				4,000.00	22-Mar-19	21-Mar-34				4,000.00
94	Road Development Authority	Bank of Ceylon	Secure the term loan facility				10,000.00	4-Apr-19	15-Apr-34				
95	Road Development Authority	Bank of Ceylon	Secure the term loan facility				5,000.00	7-May-19	15-Apr-34				
96	Road Development Authority	Bank of Ceylon	Secure the term loan facility				5,000.00	6-Jun-19	15-Apr-34				19,791.67
97	Road Development Authority	Bank of Ceylon	Secure the term loan facility				5,000.00	21-Jun-19	15-Apr-34				
98	Ceylon Petroleum Corporation	China National Chemical Engineering No.14 Construction Co. Ltd	Sovereign Guarantee	43.78			-	26-Jun-19	31-Jan-31	25.40			
99	Sri Lankan Airlines Limited	DB Trustees (Hong Kong) Limited	Sovereign Guarantee	175.00			-	26-Jun-19	25-Jun-24	175.00			
100	Ceylon Electricity Board	Industrial And Commercial Bank of China Limited	Loan facility	41.97			-	2-Jul-19	23-Apr-26	26.53			
101	National Water Supply & Drainage Board	National Savings Bank	Secure the Term Loan Facility				15,000.00	30-Jun-20	15-Jul-35				13,750.00
102	General Sir John Kotelawala Defence University	National Savings Bank	Secure the Loan Facility	44.00			26,907.85	23-Jul-20	17-Sep-33				33,896.09
103	National Water Supply & Drainage Board	People's Bank	Secure the Term Loan Facility				2,874.69	31-Jul-20	15-Aug-35				1,852.11

Table 10 Contd...

The Outstanding List of Treasury Guarantees Issued by the General Treasury up to 30.09.2024

S.No	Name of the Institution	Name of the Bank or Institution	Purpose	Value of the Treasury Guarantees				Date of Issue	Date of Expiry	Outstanding Amount - Capital as at 30.09.2024			
				US\$ Mn.	Euro Mn.	J.Yen Mn.	Rs. Mn.			US\$ Mn.	Euro Mn.	J.Yen Mn.	Rs. Mn.
104	National Paper Corporation	People's Bank	Working Capital Facility				40.00	22-Oct-20	31-Dec-25				13.02
105	Road Development Authority	National Savings Bank	Secure the Term Loan Facility				10,000.00	22-Oct-20	30-Jun-35				8,750.00
106	Ceylon Electricity Board	National Savings Bank	Secure the Term Loan Facility				5,000.00	26-Nov-20	15-Dec-28				4,500.00
107	National Water Supply & Drainage Board	National Savings Bank	Secure the Term Loan Facility				15,000.00	9-Dec-20	15-Dec-35				13,750.00
108	Road Development Authority	People's Bank	Secure the Term Loan Facility				10,000.00	30-Dec-20	31-Dec-35				9,166.67
109	Road Development Authority	National Savings Bank	Secure the loan facility				1,600.33	30-Dec-20	01-Apr-32				1,600.33
110	Road Development Authority	National Savings Bank	Secure the loan facility				891.41	30-Dec-20	01-Apr-32				891.41
111	Road Development Authority	National Savings Bank	Secure the loan facility				1,541.38	30-Dec-20	01-Apr-34				1,541.38
112	Road Development Authority	National Savings Bank	Secure the loan facility				325.86	30-Dec-20	01-Apr-32				325.86
113	Road Development Authority	National Savings Bank	Secure the loan facility				1,178.22	30-Dec-20	01-Apr-34				1,178.22
114	Road Development Authority	National Savings Bank	Secure the loan facility				1,510.58	30-Dec-20	01-Apr-34				1,510.58
115	Road Development Authority	National Savings Bank	Secure the loan facility				2,538.76	30-Dec-20	01-Apr-34				2,538.76
116	Road Development Authority	National Savings Bank	Secure the loan facility				1,214.30	30-Dec-20	01-Apr-34				1,214.30
117	Road Development Authority	National Savings Bank	Secure the loan facility				1,062.50	30-Dec-20	01-Apr-32				1,062.50
118	Road Development Authority	National Savings Bank	Secure the loan facility				1,196.73	30-Dec-20	01-Apr-34				1,196.73

Table 10 Contd...

The Outstanding List of Treasury Guarantees Issued by the General Treasury up to 30.09.2024

S.No	Name of the Institution	Name of the Bank or Institution	Purpose	Value of the Treasury Guarantees				Date of Issue	Date of Expiry	Outstanding Amount - Capital as at 30.09.2024			
				US\$ Mn.	Euro Mn.	J.Yen Mn.	Rs. Mn.			US\$ Mn.	Euro Mn.	J.Yen Mn.	Rs. Mn.
119	Road Development Authority	National Savings Bank	Secure the loan facility				2,556.02	30-Dec-20	01-Apr-34				2,556.02
120	Road Development Authority	National Savings Bank	Secure the loan facility				2,935.67	30-Dec-20	01-Apr-34				2,935.67
121	Road Development Authority	National Savings Bank	Secure the loan facility				5,217.03	30-Dec-20	01-Apr-34				5,217.03
122	Road Development Authority	National Savings Bank	Secure the loan facility				1,350.00	30-Dec-20	01-Apr-34				1,350.00
123	Road Development Authority	National Savings Bank	Secure the loan facility				2,397.94	30-Dec-20	01-Apr-34				2,397.94
124	Road Development Authority	National Savings Bank	Secure the loan facility				677.25	30-Dec-20	01-Apr-34				677.25
125	Road Development Authority	National Savings Bank	Secure the loan facility				1,113.19	30-Dec-20	01-Apr-34				1,113.19
126	Road Development Authority	National Savings Bank	Secure the loan facility				947.84	30-Dec-20	01-Apr-34				947.84
127	Road Development Authority	National Savings Bank	Secure the Term loan facility				713.50	30-Dec-20	01-Apr-35				713.50
128	Road Development Authority	National Savings Bank	Secure the Term loan facility				1,279.16	30-Dec-20	01-Apr-35				1,279.16
129	Road Development Authority	National Savings Bank	Secure the Term loan facility				1,718.35	30-Dec-20	01-Apr-35				1,718.35
130	Road Development Authority	National Savings Bank	Secure the Term loan facility				1,451.49	30-Dec-20	01-Apr-35				1,451.49
131	Road Development Authority	National Savings Bank	Secure the Term loan facility				319.76	30-Dec-20	01-Apr-35				319.76

Table 10 Contd...

The Outstanding List of Treasury Guarantees Issued by the General Treasury up to 30.09.2024

S.No	Name of the Institution	Name of the Bank or Institution	Purpose	Value of the Treasury Guarantees				Date of Issue	Date of Expiry	Outstanding Amount - Capital as at 30.09.2024			
				US\$ Mn.	Euro Mn.	J.Yen Mn.	Rs. Mn.			US\$ Mn.	Euro Mn.	J.Yen Mn.	Rs. Mn.
145	Road Development Authority	National Savings Bank	Secure Term Loan facility				5,000.00	15-Mar-21	20-Feb-36				
146	Ceylon Electricity Board	People's Bank	Term Loan Facility				6,500.00	3-Mar-21	26-Jun-29				5,837.32
147	Bank of Ceylon & People's Bank	Asian Infrastructure Investment Bank (AIIB)	Sovereign Guarantee	180.00			-	21-Mar-21	21-Mar-27	140.00			
148	Road Development Authority	Bank of Ceylon	Secure the Term Loan Facility				10,000.00	9-Jun-21	10-Jun-36				10,000.00
149	National Paper Corporation	People's Bank	Working Capital Facility				100.00	25-Jun-21	30-Jun-26				46.30
150	Road Development Authority	National Savings Bank	Secure the Loan Facility				3,250.00	15-Jul-21	15-Jul-36				3,114.58
151	Road Development Authority	National Savings Bank	Secure Term Loan facility				10,000.00	29-Jul-21	30-Jul-36				9,583.33
152	Northsea Limited	Sri Lanka Savings Bank	Secure the Term Loan Facility				60.00	22-Sep-21	15-May-26				58.06
153	Road Development Authority	National Savings Bank	for debenture				10,000.00	13-Oct-21	11-Oct-36				9,583.33
154	Road Development Authority	Bank of Ceylon	To secure the term loan facility				12,950.38	1-Nov-21	1-Nov-36				360.67
155	Road Development Authority	National Savings Bank	for debenture				11,800.00	9-Nov-21	11-Oct-36				11,308.33
156	Road Development Authority	Bank of Ceylon	To secure the term loan facility				11,000.00	12-Nov-21	25-Jun-35				10,083.33
157	Road Development Authority	Bank of Ceylon	To secure the term loan facility				14,000.00	12-Nov-21	14-Jul-35				12,833.33
158	Road Development Authority	People's Bank	To secure the term loan facility				17,000.00	12-Nov-21	15-Jul-35				15,583.34
159	Road Development Authority	People's Bank	To secure the term loan facility				8,000.00	12-Nov-21	25-Aug-35				7,333.34

Table 10 Contd...

The Outstanding List of Treasury Guarantees Issued by the General Treasury up to 30.09.2024

S.No	Name of the Institution	Name of the Bank or Institution	Purpose	Value of the Treasury Guarantees				Date of Issue	Date of Expiry	Outstanding Amount - Capital as at 30.09.2024			
				US\$ Mn.	Euro Mn.	J.Yen Mn.	Rs. Mn.			US\$ Mn.	Euro Mn.	J.Yen Mn.	Rs. Mn.
132	Road Development Authority	National Savings Bank	Secure the Term loan facility				1,059.03	30-Dec-20	01-Apr-34				1,059.03
133	Road Development Authority	National Savings Bank	Secure the Term loan facility				787.27	30-Dec-20	01-Apr-34				787.27
134	Road Development Authority	National Savings Bank	Secure the Term loan facility				1,229.27	30-Dec-20	01-Apr-35				1,229.27
135	Road Development Authority	National Savings Bank	Secure the loan facility				744.83	30-Dec-20	01-Apr-34				744.83
136	Road Development Authority	National Savings Bank	Secure the Term loan facility				1,108.00	30-Dec-20	01-Apr-35				1,108.00
137	Road Development Authority	National Savings Bank	Secure the Total term Loan Facility				11,200.00	30-Dec-20	1-Apr-35				11,200.00
138	Road Development Authority	National Savings Bank	Settle Compensation Payment for Land Acquisition				7,500.00	30-Dec-20	1-Apr-35				7,500.00
139	Road Development Authority	Bank of Ceylon	Secure the Term Loan Facility				10,000.00	5-Jan-21	1-Jan-36				10,000.00
140	National Water Supply & Drainage Board	Commercial Bank	Secure Term Loan facility				968.36	20-Jan-21	15-Jul-29				556.77
141	National Water Supply & Drainage Board	Hatton National Bank	Secure the Term Loan Facility				6,046.03	10-Feb-21	1-Jul-31				4,454.97
142	National Water Supply & Drainage Board	Hatton National Bank	Secure the Term Loan Facility				1,471.36	11-Feb-21	1-Jan-31				1,062.65
143	National Water Supply & Drainage Board	National Savings Bank	Secure Term Loan facility				710.61	11-Feb-21	31-May-29				473.74
144	Road Development Authority	National Savings Bank	Secure Term Loan facility				5,000.00	19-Feb-21	20-Feb-36				9,583.33

Table 10 Contd...

The Outstanding List of Treasury Guarantees Issued by the General Treasury up to 30.09.2024

S.No	Name of the Institution	Name of the Bank or Institution	Purpose	Value of the Treasury Guarantees				Date of Issue	Date of Expiry	Outstanding Amount - Capital as at 30.09.2024			
				US\$ Mn.	Euro Mn.	J.Yen Mn.	Rs. Mn.			US\$ Mn.	Euro Mn.	J.Yen Mn.	Rs. Mn.
160	Janatha Estates Development Board	Bank of Ceylon	Working Capital Facility				200.00	25-Nov-21	2-Dec-26				125.06
161	Techno Park Development Company Private Limited	National Savings Bank	Secure the Term Loan Facility				750.00	30-Nov-21	29-Nov-26				750.00
162	National Water Supply & Drainage Board	National Savings Bank	Working Capital Facility				2,000.00	2-Dec-21	31-May-36				1,840.00
163	Road Development Authority	Bank of Ceylon	Secure the loan facility				1,784.36	10-Jan-22	31-Mar-30				1,433.67
164	Road Development Authority	Bank of Ceylon	Secure the loan facility				2,063.00	10-Jan-22	31-Mar-30				1,604.17
165	Road Development Authority	Bank of Ceylon	Secure the loan facility				2,007.64	10-Jan-22	31-Mar-30				1,565.50
166	Road Development Authority	Bank of Ceylon	Secure the loan facility				315.56	10-Jan-22	31-Mar-34				
167	Road Development Authority	Bank of Ceylon	Secure the loan facility				1,413.16	10-Jan-22	31-Mar-32				1,378.01
168	Road Development Authority	Bank of Ceylon	Secure the loan facility				354.58	10-Jan-22	31-Mar-32				
169	Road Development Authority	Bank of Ceylon	Secure the loan facility				1,494.31	10-Jan-22	31-Mar-32				1,473.60
170	Road Development Authority	Bank of Ceylon	Secure the loan facility				670.75	10-Jan-22	31-Mar-32				
171	Road Development Authority	Bank of Ceylon	Secure the loan facility				3,139.25	10-Jan-22	31-Mar-32				3,061.53
172	Road Development Authority	Bank of Ceylon	Secure the loan facility				385.64	10-Jan-22	31-Mar-32				
173	Road Development Authority	Bank of Ceylon	Secure the loan facility				1,636.31	10-Jan-22	31-Mar-32				1,599.96

Table 10 Contd...

The Outstanding List of Treasury Guarantees Issued by the General Treasury up to 30.09.2024

S.No	Name of the Institution	Name of the Bank or Institution	Purpose	Value of the Treasury Guarantees				Date of Issue	Date of Expiry	Outstanding Amount - Capital as at 30.09.2024			
				US\$ Mn.	Euro Mn.	J.Yen Mn.	Rs. Mn.			US\$ Mn.	Euro Mn.	J.Yen Mn.	Rs. Mn.
204	Ceylon Fisheries Corporation	Bank of Ceylon	Secure the Term Loan Facility				100.00	29-Dec-21	31-Dec-25				
205	Northsea Limited	Bank of Ceylon	Secure Term Loan facility				8.63	4-Jan-22	31-Dec-25				8.63
206	Ceylon Fisheries Corporation	Bank of Ceylon	Secure the Short Term Loan Facility				50.00	28-Sep-21	31-Dec-25				8.62
207	Northsea Limited	Bank of Ceylon	Secure the Loan Facility				30.00	30-May-22	31-Dec-25				28.78
208	Paddy Marketing Board	Bank of Ceylon	Secure short Term Loan facility				363.23	2-May-23	31-Dec-24				345.73
209	Paddy Marketing Board	People's Bank	Secure the Term Loan Facility				759.08	27-Jan-23	31-Dec-24				759.08
210	Sri Lankan Airlines Limited	International Air Transport Association		11.60				4-Oct-23	31-Jul-25	11.60			
211	State Printing Corporation	People's Bank	Secure the credit facilities				1,165.00	27-Sep-22	15-Sep-26				726.11
212	Sri Lanka Insurance Corporation	People's Bank	Counter Guarantee (USD 12 Mn)	12.00			-	20-Sep-24	-	12.00			
213	National Water Supply & Drainage Board	Bank of Ceylon	Secure the Term Loan facility	34.43			-	28-Nov-16	28-Nov-33				4,911.54
214	National Water Supply & Drainage Board	Bank of Ceylon	Secure Short Term Loan facility				2,792.07	14-Nov-14	30-Nov-31				2,386.43
215	National Water Supply & Drainage Board	Bank of Ceylon	Secure the loan facility				1,500.00	28-Jul-14	31-Jan-32				2,146.05
216	National Water Supply & Drainage Board	Bank of Ceylon	Secure the loan facility				1,500.00	3-Jun-16	31-Jan-32				
217	National Water Supply & Drainage Board	Bank of Ceylon	Secure Term Loan facility				2,890.00	4-Mar-16	15-Sep-32				
218	National Water Supply & Drainage Board	Bank of Ceylon	Secure Term Loan facility				847.66	29-Jan-21	15-Sep-32				2,594.04

Table 10 Contd...

The Outstanding List of Treasury Guarantees Issued by the General Treasury up to 30.09.2024

S.No	Name of the Institution	Name of the Bank or Institution	Purpose	Value of the Treasury Guarantees				Date of Issue	Date of Expiry	Outstanding Amount - Capital as at 30.09.2024			
				US\$ Mn.	Euro Mn.	J.Yen Mn.	Rs. Mn.			US\$ Mn.	Euro Mn.	J.Yen Mn.	Rs. Mn.
174	Road Development Authority	Bank of Ceylon	Secure the loan facility				299.25	10-Jan-22	31-Mar-32				
175	Road Development Authority	Bank of Ceylon	Secure the loan facility				1,363.75	10-Jan-22	31-Mar-32				1,330.00
176	Road Development Authority	Bank of Ceylon	Secure the loan facility				3,330.95	10-Jan-22	31-Mar-32				2,716.93
177	Road Development Authority	Bank of Ceylon	Secure the loan facility				2,173.92	10-Jan-22	31-Mar-32				1,761.35
178	Road Development Authority	Bank of Ceylon	Secure the loan facility				1,253.93	10-Jan-22	31-Mar-34				987.58
179	Road Development Authority	Bank of Ceylon	Secure the loan facility				2,249.99	10-Jan-22	31-Mar-34				1,707.99
180	Road Development Authority	Bank of Ceylon	Secure the Term loan facility				1,894.95	10-Jan-22	31-Mar-34				1,671.12
181	Road Development Authority	Bank of Ceylon	Secure the Term loan facility				2,123.65	10-Jan-22	31-Mar-35				1,884.57
182	Road Development Authority	Bank of Ceylon	Secure Term Loan facility				242.54	10-Jan-22	31-May-35				1,045.18
183	Road Development Authority	Bank of Ceylon	Secure Term Loan facility				1,567.46	10-Jan-22	31-May-35				
184	Techno Park Development Company Private Limited	People's Bank	Secure the Term Loan Facility				750.00	29-Mar-22	28-Feb-29				750.00
185	Regional Development Bank	Asian Development Bank	Secure the Term Loan Facility	50.00			-	14-Jun-19	30-Nov-31	50.00			
186	Ceylon Electricity Board	Hatton National Bank	Secure the Term Loan Facility	12.30			-	15-Jul-13	-	1.45			
187	National Water Supply & Drainage Board	China Development Bank	*Letter of Undertaking to secure loan facility	102.54			-	4-Oct-17		35.64			
188	Sri Lankan Airlines Limited	People's Bank	Secure the Loan Facility	7.50			-	27-May-23	7-May-24				1,387.50

Table 10 Contd...

The Outstanding List of Treasury Guarantees Issued by the General Treasury up to 30.09.2024

S.No	Name of the Institution	Name of the Bank or Institution	Purpose	Value of the Treasury Guarantees				Date of Issue	Date of Expiry	Outstanding Amount - Capital as at 30.09.2024			
				US\$ Mn.	Euro Mn.	J.Yen Mn.	Rs. Mn.			US\$ Mn.	Euro Mn.	J.Yen Mn.	Rs. Mn.
189	Sri Lankan Airlines Limited	Bank of Ceylon	Secure the Loan Facility	5.00				27-May-23	15-May-24	5.00			
190	Sri Lanka Rupavahini Corporation	Bank of Ceylon	Secure the Long Term Loan Facility				93.00	10-Jun-20	15-May-26				63.53
191	Sri Lankan Airlines Limited	People's Bank	Secure the Term Loan Facility	30.00			-	4-Jul-22	31-Jul-24				2,607.79
192	Lanka Coal Company (Pvt) Ltd	Bank of Ceylon	To open the Letter's of Credit to facilitate the Coal imports				22,000.00	4-Jan-23	22-Oct-24				3,396.61
193	Lanka Coal Company (Pvt) Ltd	Bank of Ceylon	To open the Letter's of Credit to facilitate the Coal imports				27,500.00	27-Jan-23	27-Jan-25				
194	Central Bank of Sri Lanka	Reserve Bank of India		2,601.43				17-Oct-23	17-Oct-24	1,776.43			
195	Lanka Sathosa Limited	People's Bank	Short Loan facility				2,241.00	29-Dec-23	31-Dec-24				2,234.32
196	Sri Lanka State Plantation Corporation	People's Bank	Secure the Loan Facility				100.00	16-Oct-23	31-Dec-28				93.90
197	Sri Lankan Airlines Limited	People's Bank	Secure the Term Loan Facility				1,351.90	14-Nov-22	11-Nov-24				1,351.89
198	Sri Lankan Airlines Limited	People's Bank	Secure the Term Loan Facility	5.38			-	14-Nov-22	11-Nov-24	5.38			
199	Ceylon Petroleum Corporation	Bank of Ceylon	Secure the Foreign Currency Loans				100,000.00	20-Mar-23	31-Dec-24				56,356.74
200	Ceylon Electricity Board	Bank of Ceylon	Secure the Term Loan Facility				4,540.00	28-Feb-24	28-Feb-25				4,300.00
201	Ceylon Electricity Board	People's Bank	Secure the Term Loan Facility				8,833.33	27-Apr-23	7-Apr-25				7,758.33
202	State Engineering Corporation	Bank of Ceylon	short term loan facility				100.00	30-Mar-22	15-May-25				100.00
203	Ceylon Fisheries Corporation	Bank of Ceylon	Secure the Term Loan Facility				100.00	3-Dec-21	31-Dec-25				150.00

Table 10 Contd...

The Outstanding List of Treasury Guarantees Issued by the General Treasury up to 30.09.2024

S.No	Name of the Institution	Name of the Bank or Institution	Purpose	Value of the Treasury Guarantees				Date of Issue	Date of Expiry	Outstanding Amount - Capital as at 30.09.2024			
				US\$ Mn.	Euro Mn.	J.Yen Mn.	Rs. Mn.			US\$ Mn.	Euro Mn.	J.Yen Mn.	Rs. Mn.
219	National Water Supply & Drainage Board	Bank of Ceylon	Secure the Term Loan facility	29.10			-	31-Aug-16	28-Feb-33				4,154.80
220	National Water Supply & Drainage Board	Bank of Ceylon	Secure the Term Loan facility	18.10			-	19-Oct-17	23-Oct-34				2,915.97
221	National Water Supply & Drainage Board	Bank of Ceylon	Secure Term Loan facility				3,041.00	30-Dec-14	30-Jun-31				3,678.13
222	National Water Supply & Drainage Board	Bank of Ceylon	Secure Term Loan facility				1,870.50	31-May-16	30-Jun-31				
223	National Water Supply & Drainage Board	Bank of Ceylon	Secure Term Loan facility				1,015.00	28-Jan-16	30-Jul-32				1,167.34
224	National Water Supply & Drainage Board	Bank of Ceylon	Secure Term Loan facility				485.03	22-Jan-21	30-Jul-32				
225	National Water Supply & Drainage Board	Bank of Ceylon	Secure the Term Loan Facility				2,500.00	9-Jul-20	15-Jul-37				5,041.77
226	National Water Supply & Drainage Board	Bank of Ceylon	Secure the Term Loan Facility				3,351.94	25-Aug-20	15-Jul-37				
227	National Water Supply & Drainage Board	Bank of Ceylon	Secure Term Loan facility				3,014.83	29-Sep-15	31-Mar-32				
228	National Water Supply & Drainage Board	Bank of Ceylon	Secure Term Loan facility				3,936.67	24-May-16	31-Mar-32				5,991.69
229	National Water Supply & Drainage Board	Bank of Ceylon	Secure the loan facility				1,141.36	7-Oct-19	31-Mar-32				
Total in Issued Currency				4,406.30	164.59	74,397.00	696,076.85			3,025.15	112.12	25,374.33	557,501.42
CBSL Exchange Rates - As at 30.09.2023				302.5647	339.3060	2.1353				302.56	339.31	2.14	
Total in Rupees				1,333,192	55,848	158,860	696,076.85			915,303.27	38,042.99	54,181.81	557,501.42
Grand Total							2,243,976.32						1,565,029.48

Table 11

The Outstanding list of Letter of Comfort Issued by the General Treasury up to 30.09.2024

S. No.	Name of Institution	Name of the Bank or Institution	US\$ Mn	LC Amount in Rs. Mn.	Date of Issue	Date of Expiry	Outstanding Amount - Capital as at 30.09.2024			
							US\$ Mn.	Euro Mn.	J.Yen Mn.	Rs. Mn.
1	Co-operative Wholesale Establishment	Paddy Marketing Board		440.00						440.00
2	Co-operative Wholesale Establishment	Paddy Marketing Board		440.00						289.60
3	Bank of Ceylon and Peoples Bank	Export Development Board		60.00						60.00
4	Lanka Sathosa Limited	People's Bank		3,000.00						150.00
5	Sri Lankan Air Lines Limited	Bank of Ceylon	25.00	-			25.00			
6	Sri Lankan Air Lines Limited	People's Bank	25.00	-			25.00			
7	Sri Lankan Air Lines Limited	Bank of Ceylon		12,900.00						12,900.00
8	Sri Lankan Air Lines Limited	People's Bank		13,350.00						13,350.00
9	Sri Lankan Air Lines Limited	Bank of Ceylon	42.50	-			42.50			
10	Sri Lankan Air Lines Limited	People's Bank	42.50	-			42.50			
11	Lanka Sathosa Limited	People's Bank		3,000.00						1,715.12
12	Sri Lankan Air Lines Limited	Bank of Ceylon	32.50	-			32.50			
13	Sri Lankan Air Lines Limited	People's Bank	32.50	-			32.50			
14	Mihin Lanka Limited	Bank of Ceylon	2.50	-			2.50			
15	Mihin Lanka Limited	People's Bank	2.50	-			2.50			
16	Mihin Lanka Limited	Bank of Ceylon		1,650.00						1,650.00
17	Mihin Lanka Limited	People's Bank		1,650.00						1,550.92
18	Mihin Lanka Limited	Bank of Ceylon	2.50	-			2.50			
19	Mihin Lanka Limited	People's Bank	2.50	-			2.50			
			210.00	36,490.00			210.00	-	-	32,105.64
			302.5647				302.5647			
			63,538.59	36,490.00			63,538.59	-	-	32,105.64
				100,028.59						95,644.23

