

මහා පරිමාණ සංවර්ධන ව්‍යාපෘතිවල ප්‍රගතිය
2025 වර්ෂය - සිව්වන කාර්තුව

සංවර්ධන ආයෝජනයන්හි ප්‍රතිඵල, අපේක්ෂිත කාලය තුළ ජනනය කිරීමේ අරමුණින්, ව්‍යාපෘති කළමනාකරණ හා අධීක්ෂණ දෙපාර්තමේන්තුව විසින් මහා පරිමාණ සංවර්ධන ව්‍යාපෘතිවල ප්‍රගතිය සමාලෝචනය කිරීම තුළින් එළඹී නිරීක්ෂණ හා යෝග්‍ය නිර්දේශ, සුදුසු ප්‍රතිපත්තිමය හා උපායමාර්ගික තීරණ ගැනීම සඳහා කාර්තුවය වශයෙන් අමාත්‍ය මණ්ඩලය වෙත ඉදිරිපත් කෙරේ. ඒ අනුව, එක් එක් රේඛීය අමාත්‍යාංශ විසින් වාර්තා කරන ලද සංවර්ධන ව්‍යාපෘතීන්හි කාර්යසාධන තොරතුරු හා දත්ත මත පදනම්ව සකස් කළ 2025 වර්ෂයේ සිව්වන කාර්තුව දක්වා වූ එම ව්‍යාපෘතීන්හි සමුච්චිත ප්‍රගතිය මෙම වාර්තාව මගින් ඉදිරිපත් කර ඇත.

ව්‍යාපෘති කළමනාකරණ හා අධීක්ෂණ දෙපාර්තමේන්තුව
මුදල්, ක්‍රමසම්පාදන සහ ආර්ථික සංවර්ධන අමාත්‍යාංශය

හැඳින්වීම

2025 වර්ෂයේ සිව්වන කාර්තුව අවසානය වන විට මෙම ව්‍යාපෘති සමුච්ඡය සඳහා මෙතෙක් වාර්තා නොවූ මහා පරිමාණ සංවර්ධන ව්‍යාපෘති 02 ක් ඇතුළුව මුළු පිරිවැය ඇස්තමේන්තුව රු. මිලියන 1000 ට වැඩි සංවර්ධන ව්‍යාපෘති 216 ක් මෙම ප්‍රගති සමාලෝචනය සඳහා සැලකිල්ලට ගන්නා ලදී. මෙම ව්‍යාපෘති සමුච්ඡය තුළ විදේශ ප්‍රදාන ව්‍යාපෘති 29 ක්, විදේශ ණය ව්‍යාපෘති 73 ක් හා දේශීය අරමුදලෙන් මූල්‍යනය වන ව්‍යාපෘති 114 ක් ඇතුළත්ව ඇත. එයින්, 2025 වර්ෂයේ සිව්වන කාර්තුවට පෙර නිම කිරීමට නියමිතව තිබූ ව්‍යාපෘති 72 ක් අතරින් ව්‍යාපෘති 23 ක් මෙම කාර්තුව අවසන් වනවිට නිම කර ඇති අතර 2025 වර්ෂයෙන් ඔබ්බට නිම කිරීමට අපේක්ෂිතව තිබූ ව්‍යාපෘති 05 ක් අපේක්ෂිත කාලයට පෙර අවසන් කර ඇත. ඒ අනුව නිම කරන ලද මුළු ව්‍යාපෘති සංඛ්‍යාව 28 කි. 2025 වර්ෂයේ නිම කිරීමට අපේක්ෂිතව තිබූ තවදුරටත් ක්‍රියාත්මක වන ව්‍යාපෘති සංඛ්‍යාව 49 ක්ද ඇතුළත්ව ව්‍යාපෘති 103 ක් 2026 වර්ෂයේ දී, ව්‍යාපෘති 40 ක් 2027 වර්ෂයේ හා ව්‍යාපෘති 22 ක් 2028 වර්ෂයේ දී නිම කළ යුතුව ඇත. ඉතිරි ව්‍යාපෘති 23 ඉන් ඔබ්බට අවසන් කිරීමට අපේක්ෂිතය.

සමාලෝචනයට භාජනය කෙරෙන ව්‍යාපෘති සමුච්ඡයෙහි මුළු ඇස්තමේන්තුගත වටිනාකම රුපියල් ට්‍රිලියන 3.2 ක් වන අතර, ඒවායෙහි වැඩි නිම කිරීම සඳහා තවදුරටත් වෙන් කළ යුතු ප්‍රතිපාදනය රුපියල් ට්‍රිලියන 1.4 ක් පමණ වේ. මෙම ව්‍යාපෘති සමුච්ඡයෙන් ව්‍යාපෘති 23 ක් හැර අනෙක් ව්‍යාපෘති සියල්ල 2028 වර්ෂය නිමවන විට අවසන් කළ යුතුව ඇත.

2025 සිව්වන කාර්තුව අවසන් වන විට මූල්‍ය උපයෝජනය

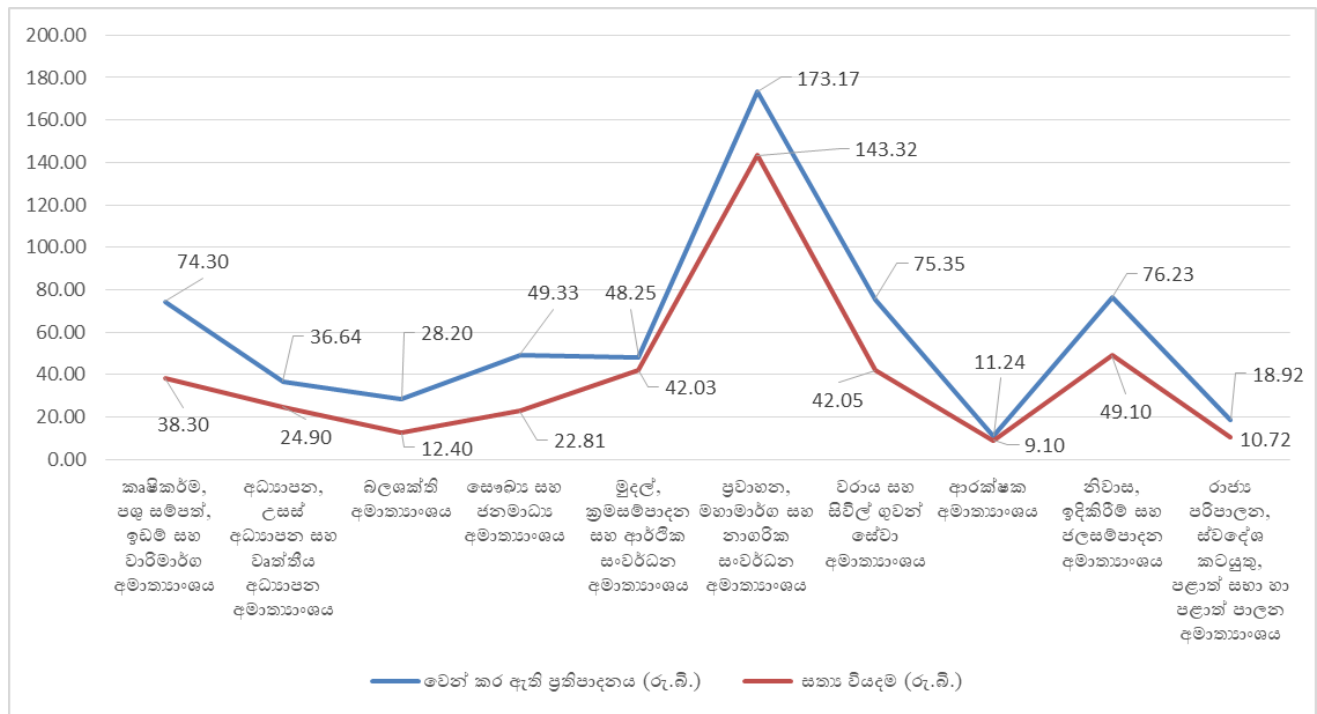
2025 සිව්වන කාර්තුව අවසන් වන විට 2025 වසර සඳහා වෙන් වූ රුපියල් බිලියන 613.0 ක් වන මුළු ප්‍රතිපාදනයෙන් සත්‍ය වශයෙන්ම දරා ඇති වියදම රුපියල් බිලියන 403.3 වන අතර, එය සමස්ත ප්‍රතිපාදනයෙන් 65.8 %ක ප්‍රගතියකි. කෙසේ වුවද, 2025 සිව්වන කාර්තුව අවසන් වන විට අතැති බිල්පත් රුපියල් බිලියන 14.6 ක් ලෙසට වාර්තා වී ඇත.

වගුව 01 : මූල්‍යයනය අනුව මහා පරිමාණ ව්‍යාපෘති වර්ගීකරණය හා 2025.12.31 දිනට ප්‍රගතිය

අරමුදල් මූලාශ්‍රය	ව්‍යාපෘති ගණන	2025 ප්‍රතිපාදන (රු.බි.)	මූල්‍ය ඉලක්කය (රු.බි.)	සත්‍ය වියදම (රු.බි.)	මූල්‍ය ප්‍රගතිය - මූල්‍ය ඉලක්කයේ ප්‍රතිශතයක් ලෙස (%)	මූල්‍ය ප්‍රගතිය - සමස්ත ප්‍රතිපාදනයෙහි ප්‍රතිශතයක් ලෙස (%)	අතැති බිල්පත් (රු.බි.)
දේශීය අරමුදල්	111	158.4	143.9	114.0	79.2	72.0	4.6
දේශීය ණය	3	3.0	1.9	0.27	14.3	8.1	0.0
විදේශීය ණය	73	409.4	361.7	267.8	74.0	65.3	9.9
විදේශීය ප්‍රදාන	29	42.2	35.5	21.2	51.9	59.7	0.1
එකතුව	216	613.0	543.0	403.2	74.2	65.8	14.6

2025 වර්ෂයේදී ඉහළ ප්‍රතිපාදන වෙන් කර ඇති අමාත්‍යාංශ සඳහා වෙන්කළ මූල්‍ය ප්‍රතිපාදන හා උපයෝජන පිළිබඳව ප්‍රස්ථාරය 01හි දක්වා ඇත. ඒ අනුව මහා පරිමාණ ව්‍යාපෘති සඳහා වෙන්කළ ප්‍රතිපාදන, උන උපයෝජනයක් පෙන්වුම් කරන අතර ඒ සඳහා ප්‍රසම්පාදන ක්‍රියාවලිය ආශ්‍රිත ප්‍රමාදයන්, කොන්ත්‍රාත්කරුවන්ගේ උන කාර්යසාධනය, විෂයපථය (Scope) / නිර්මාණය (Design) වෙනස් වීම යනාදිය බලපා ඇති බව නිරීක්ෂණය කෙරේ.

ප්‍රස්ථාරය 01 : 2025 වර්ෂයේ සිව්වන කාර්තුවේදී මූල්‍ය ප්‍රතිපාදනය හා වියදම - ප්‍රමුඛතාවය මත ඉහළ ප්‍රතිපාදන වෙන් කර ඇති අමාත්‍යාංශ සඳහා බෙදීයාම



2025 සිව්වන කාර්තුව අවසන් වන විට භෞතික ප්‍රගතිය

2025 සිව්වන කාර්තුව අවසන් වන විට නිමකර ඇති ව්‍යාපෘති සංඛ්‍යාව 28 කි. එම ව්‍යාපෘති අතුරින් ව්‍යාපෘති 15 ක් පමණක් 100% ක ප්‍රගතිය ලඟා කරගෙන තිබේ. අනෙක් ව්‍යාපෘති 13 හි ව්‍යාපෘති ආරම්භක අවස්ථාවේ පැවති ක්‍රියාකාරකම් අවශ්‍යතාවය මත අඩුකර වැඩ නිමකර ඇත. ආධාර ආයතනයන් හි තීරණද ඇතුළුව විවිධ ප්‍රතිපත්තිමය හා තාක්ෂණික තීරණ මේ සඳහා බලපා ඇති බව නිරීක්ෂණය කෙරේ.

වගුව 02 : වැඩ නිමකර ඇති ව්‍යාපෘතිවල භෞතික ප්‍රගති මට්ටම

ප්‍රගති මට්ටම (%)	100%	99-90	89-80	70 ට අඩු	එකතුව
ව්‍යාපෘති සංඛ්‍යාව	15	06	02	05	28

සමාලෝචිත කාර්තුව තුළ කිසිදු භෞතික ප්‍රගතියක් අත්කරගෙන නොමැති ව්‍යාපෘති 39 ක් පවතින බව ද නිරීක්ෂණය කෙරේ.

වගුව 03 : ව්‍යාපෘතිවල ප්‍රගති මට්ටම් අනුව වර්ගීකරණය

ප්‍රගති මට්ටම (%)	නිම කළ	99-90	89-80	79-70	69-60	59-50	49-40	40 ට අඩු
ව්‍යාපෘති සංඛ්‍යාව	28	36	21	24	22	07	17	61

2025 සිව්වන කාර්තුව අවසන් වන විට සමුච්ඡිත භෞතික ප්‍රගතිය 90% කට වඩා අත්කරගෙන ඇති මෙතෙක් නිම නොකළ ව්‍යාපෘති 36 ක් පවතී. එම ව්‍යාපෘතිවලින් 08 ක් වසර 10 ක් ඉක්මවා ඇති එනම් 2015 වර්ෂයට පෙර ආරම්භ කර ඇති ව්‍යාපෘති වන අතර මෙම ව්‍යාපෘතීන්හි ආරම්භක ව්‍යාපෘති කාලය වර්ෂ 3 -5 දක්වා වේ.

වගුව 04 : සමුච්ඡිත භෞතික ප්‍රගතිය 90% කට වඩා අත්කරගෙන ඇති ව්‍යාපෘති ආරම්භ කළ වර්ෂය

ව්‍යාපෘතිය ආරම්භ කළ කාල සීමාව	2009 -2015	2016-2020	2021-2025	එකතුව
ව්‍යාපෘති සංඛ්‍යාව	08	17	11	36

එබැවින්, මෙම ව්‍යාපෘති තවදුරටත් ප්‍රමාද නොවී නොපමාව අවසන් කර එම ව්‍යාපෘතිවලින් අපේක්ෂිත ප්‍රතිලාභ කඩිනමින් මහජනතාව වෙත ලබා දීම සඳහා ඒවායෙහි වැඩ නියමිත පරිදි නිම කිරීමට අවශ්‍ය පියවර ගැනීමට අමාත්‍යාංශ ලේකම් ඇතුළු ව්‍යාපෘති ක්‍රියාත්මක කිරීමේ බලධාරීන් ක්‍රියාකළ යුතු වේ. එමඟින් රජයේ ප්‍රතිපත්ති වලට අනුකූලව නව රාජ්‍ය ආයෝජන සඳහා මූල්‍ය අවකාශය සලසා ගැනීමට හැකි වනු ඇත.

සමාලෝචිත කාර්තුවෙහි සංවර්ධන ව්‍යාපෘතිවල සමුච්ඡිත භෞතික ප්‍රගතිය, ව්‍යාපෘති කාල කළමනාකරණය, අවදානම්/ගැටළු හඳුනා ගැනීම සහ නිරාකරණයට ගෙන ඇති ක්‍රියාමාර්ග යනාදී කරුණු විශ්ලේෂණය කර කාණ්ඩ ගත කර ව්‍යාපෘති කාර්යාධනය සඳහා වර්ෂ කේත ලබා දී ඇත. රේඛීය අමාත්‍යාංශ අනුව මහා පරිමාණ සංවර්ධන ව්‍යාපෘතිවල 2025 වර්ෂයේ සිව්වන කාර්තුව අවසන් වන විට පැවති ප්‍රගතියෙහි සවිස්තරාත්මක විස්තරයක් ඇමුණුම A හි දක්වා ඇති අතර, එහි සාරාංශය වගු අංක 05 හි දක්වා ඇත.

වගුව 05 : ප්‍රගති කාණ්ඩ අනුව ව්‍යාපෘති වර්ගීකරණය

ප්‍රගති කාණ්ඩය	වර්ණ කේතය	ව්‍යාපෘති ගණන
2025 වසරේදී වැඩ අවසන් කළ		28
ඉතා සාර්ථකව ක්‍රියාත්මක වන		10
හොඳින් ක්‍රියාත්මක වන		21
මැදිහත්වීම් තුළින් අපේක්ෂිත ප්‍රගතිය අත්කරගත හැකි		39
විශේෂ අවධානය යොමුවිය යුතු		65
තීරණාත්මක ව්‍යාපෘති (කිහිප වරක් කාල දිගු ලබා ගැනීම/ පිරිවැය ඉහළ යාම/ ගැටළු පැවතීම)		50
විදේශ ණය අරමුදල් තාවකාලිකව අත්හිටුවා ඇති		03
එකතුව		216

මෙම තීරණාත්මක ව්‍යාපෘතීන්හි අපේක්ෂිත නිමැවුම හා ප්‍රතිලාභ ජනනය කිරීම සඳහා සැලකිය යුතු ප්‍රමාදයක් ප්‍රමාදයක් ඇති බව නිරීක්ෂණය වේ. ව්‍යාපෘතියෙහි විෂය පථය වෙනස්වීම හා එකඟ වූ කාලය තුළ ව්‍යාපෘතිය අවසන් කිරීමට අසමත් වීම මෙයට හේතුවී ඇත.

මෙම කාර්තුව අවසන් වනවිට ව්‍යාපෘති 49 ක් අනුමත ව්‍යාපෘති කාලය අවසන් වූව ද විධිමත් පරිදි කාලදිගු ලබා නොගෙන ක්‍රියාත්මක වන අතර තවත් ව්‍යාපෘති 110 ක් කාලදිගු ලබාගෙන ක්‍රියාත්මක වන බව නිරීක්ෂණය වේ. මේ ආකාරයට එකඟ වූ කාලය තුළ ව්‍යාපෘතිය අවසන් නොකොට කාල දිගු ලබා ගැනීම නිසා ව්‍යාපෘතියෙහි මුළු ඇස්තමේන්තුගත වියදම ඉහළ යාමට හා විෂය පථය කාලීනව වෙනස් කිරීමට ද එය අවසාන වශයෙන් ව්‍යාපෘතියෙහි සමස්ත පිරිවැය ඵලදායීතාවය මත ද අහිතකර ලෙස බලපාන අතර මහජනතාවට කාලීන ප්‍රතිලාභ ලබා දීමට ප්‍රමාදවී ඇති බව නිරීක්ෂණය වේ.

කෙසේ වෙතත්, නව රාජ්‍ය ආයෝජන සඳහා මූල්‍ය අවකාශය සලසා දෙනු පිණිස වසර ගණනාවකට පෙර ආරම්භ කරන ලද මෙම ව්‍යාපෘතිවල වැඩ කඩිනමින් නිම කර අපේක්ෂිත ප්‍රතිලාභ කඩිනමින් ජනතාව වෙත පත් කිරීමේ අවශ්‍යතාවයක් පවතින බව අවධාරණය කෙරේ.

ව්‍යාපෘති වල ප්‍රගතිය මන්දගාමී වීමට බලපා ඇති කරුණු හා විසඳුම්

මීට ඉහත මහා පරිමාණ සංවර්ධන ව්‍යාපෘතිවල ක්‍රියාකාරීත්වයට සාමාන්‍යයෙන් බලපාන ලද අක් මුදල් නිදහස් කිරීම සහ ඉදිකිරීම් හා අනෙකුත් ද්‍රව්‍ය සපයා ගැනීමේ දුෂ්කරතා මේ වන විට සමනයවී ඇතත් සමස්තයක් ලෙස ව්‍යාපෘති කාර්යසාධනයෙහි සැලකිය යුතු වර්ධනයක් පෙන්නුම් නොකරන අතර ව්‍යාපෘති විශාල සංඛ්‍යාවක් කාලදිගු ලබාගෙන ක්‍රියාත්මක වේ. එම ව්‍යාපෘතිවල ප්‍රගතිය අපේක්ෂිත

පරිදි අත්කර නොගැනීමට ප්‍රධාන වශයෙන් බලපා ඇති හේතු සම්බන්ධයෙන් තොරතුරු වගු අංක 06 හි දක්වා ඇත.

වගුව 06 : ව්‍යාපෘති කාර්යසාධනය මන්දගාමී වීමට බලපා ඇති කරුණු

#	ගැටළුව	ව්‍යාපෘති සංඛ්‍යාව
01	තෙවන පාර්ශ්වීය අනුමැතීන් ලැබීමේ ප්‍රමාදයන්	21
02	කොන්ත්‍රාත්කරුවන්ගේ උෞන කාර්යසාධනය	23
03	උපදේශකවරුන්ගේ උෞන කාර්යසාධනය	04
04	ප්‍රතිපාදන ප්‍රමාණවත් නොවීම/අග්‍රිම ලැබීමේ ප්‍රමාදයන්	04
05	ඉඩම් අත්පත් කර ගැනීමේ ප්‍රමාදයන්	10
06	ප්‍රසම්පාදන ක්‍රියාවලිය ආශ්‍රිත ප්‍රමාදයන්	17
07	විෂය පථය වෙනස්වීම්	09
08	ව්‍යාපෘති කාර්ය මණ්ඩලය ප්‍රමාණවත් නොවීම සහ තාක්ෂණික කාර්ය මණ්ඩල සහාය ලැබීමේ ප්‍රමාදයන්	11
09	අනෙකුත් හේතූන් - දේශගුණික හා කාලගුණික විපර්යාස, ණය මූල්‍යකරණය අත්හිටුවීම, ඉදිකිරීම් හා අනෙකුත් ද්‍රව්‍ය මිල ඉහළ යාම ආදිය.	20

තවද, 2025.09.08 දින ගන්නා ලද අමාත්‍ය මණ්ඩල තීරණය අනුව, 2023 සහ 2024 වර්ෂයන්හිදී සහ 2025.06.30 වන විට අවසන් කිරීමට නියමිතව තිබූ, දේශීය හා විදේශීය මූල්‍යනය යටතේ ක්‍රියාත්මක කරන ලද රුපියල් මිලියන 500 හෝ ඊට ඉහල වටිනාකමක් සහිත සංවර්ධන ව්‍යාපෘතීන්හි ණය කාල සීමාවන් හා ව්‍යාපෘති කාල සීමාවන් දීර්ඝ කිරීම හේතුවෙන් රජයට දැරීමට වන අමතර පිරිවැය සම්බන්ධයෙන් අදාළ අමාත්‍යාංශ මඟින් ලබා දෙන ලද තොරතුරු පදනම් කර ගෙන අමාත්‍ය මණ්ඩලය මඟින් පත් කල මහා භාණ්ඩාගාර නිලධාරීන්ගෙන් සමන්විත කමිටුවක් මඟින් අදාළ දෙපාර්තමේන්තුවල අදහස් ද විමසමින් වාර්තාවක් සකස් කර ඇත. ව්‍යාපෘති මන්දගාමී වීමට බලපා ඇති හේතු සහ ඒවා කඩිනම් කිරීම සඳහා ගත යුතු නිර්දේශද ඇතුළත් එම වාර්තාව මේ වනවිට අමාත්‍ය මණ්ඩල සටහනක් මඟින් අමාත්‍ය මණ්ඩලයේ දැනගැනීම සඳහා යොමු කර ඇත.

එමෙන්ම, ව්‍යාපෘති කළමනාකරණ හා අධීක්ෂණ දෙපාර්තමේන්තුව සහ අදාළ අමාත්‍යාංශ සමඟ එක්ව මහා භාණ්ඩාගාරයේ අනෙකුත් අදාළ දෙපාර්තමේන්තු වල සහභාගිත්වයෙන් පවත්වනු ලබන කාර්තුපාදක ඒකාබද්ධ ප්‍රගති සමාලෝචන රැස්වීම් මඟින් ව්‍යාපෘති වල පවතින නොවිසඳුණු ගැටළු විසඳා ගැනීමට ඉඩ ප්‍රස්ථා සැලසෙන අතර 2025 වර්ෂයේ සිව්වන කාර්තුව අවසන් වන විට, අමාත්‍යාංශ 25 ක් සඳහා ඒකාබද්ධ ප්‍රගති සමාලෝචන රැස්වීම් පවත්වා ව්‍යාපෘති සම්බන්ධ ගැටළු විසඳීමට මැදිහත්වී තිබේ.

ඒකාබද්ධ ප්‍රගති සමාලෝචන රැස්වීම් මඟින් විසඳා ගත නොහැකි ගැටළු රාජ්‍ය ආයෝජන අධීක්ෂණ හා ඇගයීම් කමිටුව වෙත යොමුකර ඇත. ඒ අනුව, රාජ්‍ය ආයෝජන අධීක්ෂණ හා ඇගයීම් කමිටුව මඟින් ව්‍යාපෘති ගැටළු විසඳීම සඳහා අඛණ්ඩව පහසුකම් සලසනු ලබන අතර 2025 සිව්වන කාර්තුව අවසන් වන විට කමිටු රැස්වීම් 21 ක් පවත්වා විවිධ අමාත්‍යාංශ මඟින් යොමු කළ ගැටළු 62 ක් විසඳීම සඳහා මැදිහත්වීම් සිදු කර ඇත. කෙසේවුවද ව්‍යාපෘති කළමනාකරණයෙහි පවතින ගැටළු නොපමාව අදාළ පාර්ශ්වයන් වෙත ඉදිරිපත් කොට විසඳුම් සපයා ගැනීම ව්‍යාපෘති කළමනාකරණ ඒකක වල සහ අදාළ අමාත්‍යාංශ බලධාරීන්ගේ වගකීමවේ. එබැවින්, ව්‍යාපෘති කළමනාකරණය විධිමත් කිරීම සහ ප්‍රාග්ධන ආයෝජනයෙහි ප්‍රතිලාභ මහජනතාව වෙත කාලීනව ලබා දීමට අවශ්‍ය පියවර ගැනීම සඳහා පහත සඳහන් නිර්දේශ යෝජනා කෙරේ.

නිර්දේශ

1. වෙන් කර ඇති ප්‍රතිපාදන ප්‍රශස්ත අයුරින් උපයෝජනය කිරීම

මෙම වාර්තාව අනුව, 2025 වර්ෂය තුළ උපයෝජනය කර ඇති සමස්ත ප්‍රතිපාදනය 65.8 % ක් පමණ වේ. එබැවින් 2026 වර්ෂය අවසන් වන විට වෙන්කර ඇති ප්‍රතිපාදන උපරිම අයුරින් උපයෝජනය කර ගැනීමට හැකි වන පරිදි වර්ෂය ආරම්භයේ සිටම සැලසුම් කිරීමට අමාත්‍යාංශ ලේකම්වරුන් විසින් කටයුතු කළ යුතුය.

2. ප්‍රසම්පාදන ක්‍රියාවලිය ආශ්‍රිත ප්‍රමාදයන් වළක්වා ගැනීම

2026 වර්ෂය තුළ ක්‍රියාත්මක කිරීම සඳහා රාජ්‍ය ආයෝජන කමිටුව විසින් නිර්දේශ කර අයවැය ප්‍රතිපාදන වෙන් කර ඇති ව්‍යාපෘතිවල ප්‍රසම්පාදනයට අවශ්‍ය ප්‍රසම්පාදන කමිටු පත් කිරීම, ලංසු ලේඛන සකස් කිරීම වැනි මූලික කටයුතු කඩිනමින් ආරම්භ කිරීම, වර්ෂය ආරම්භයේදීම ප්‍රසම්පාදන සැලසුමක් සකස් කර ඒ අනුව කටයුතු කිරීම සහ අනුමත ප්‍රසම්පාදන සැලැස්ම අනුව කටයුතු කරන්නේද යන්න සම්පව අධීක්ෂණය කිරීමට අමාත්‍යාංශ ලේකම්වරුන් විසින් කටයුතු කළ යුතුය.

3. ව්‍යාපෘති සම්බන්ධ ගැටලු රාජ්‍ය ආයෝජන අධීක්ෂණ හා ඇගයීම් කමිටුව වෙත යොමු කිරීම.

අමාත්‍යාංශ මට්ටමින් හා ඉහත සඳහන් කාර්තු පාදක ඒකාබද්ධ ප්‍රගති සමාලෝචන රැස්වීම්වලදී විසඳා ගත නොහැකි ගැටලු රාජ්‍ය ආයෝජන අධීක්ෂණ හා ඇගයීම් කමිටුව වෙත යොමු කිරීමට අමාත්‍යාංශ ලේකම්වරුන් විසින් පියවර ගත යුතුය.

பாரிய அளவிலான அபிவிருத்தி கருத்திட்டங்களின் முன்னேற்றம்

நான்காவது காலாண்டு – 2025ம் ஆண்டு

பொது முதலீடுகளின் பெறுபேற்றை எதிர்பார்க்கப்படும் காலத்தினுள் உருவாக்கிக்கொள்ளும் குறிக்கோளுடன், கருத்திட்ட முகாமைத்துவம் மற்றும் கண்காணிப்புத் திணைக்களத்தினால் பாரிய அளவிலான அபிவிருத்தி கருத்திட்டங்களின் முன்னேற்றங்களை மீளாய்வு செய்வதனுடாக அடையாளம் காணப்பட்ட அவதானிப்புக்களை மற்றும் பொருத்தமான பரிந்துரைகள், அவசியமான கொள்கை ரீதியான மற்றும் மூலோபாய தீர்மானமெடுத்தலுக்காக காலாண்டு அடிப்படையில் அமைச்சரவைக்கு சமர்ப்பிக்கப்படுகிறது. அதற்கமைய, இவ்வறிக்கையானது ஒவ்வொரு நிரல் அமைச்சுக்களிலிருந்தும் அறிக்கையிடப்பட்ட அபிவிருத்தி கருத்திட்டங்களின் செயற்றிறன் பற்றிய தகவல்கள் மற்றும் தரவுகளின் அடிப்படையில் தயாரிக்கப்பட்ட 2025ம் வருடத்தின் நான்காவது காலாண்டு வரையான அக்கருத்திட்டங்களின் திரண்ட முன்னேற்றத்தினை உள்ளடக்கியுள்ளது.

கருத்திட்ட முகாமைத்துவம் மற்றும் கண்காணிப்புத் திணைக்களம்

நிதி, திட்டமிடல் மற்றும் பொருளாதார அபிவிருத்தி அமைச்சு

அறிமுகம்

2025 ஆம் ஆண்டின் நான்காம் காலாண்டினுள், மொத்த மதிப்பீட்டு தொகை ரூபா. 1000 மில்லியன் இற்கும் அதிகமான 216 அபிவிருத்திக் கருத்திட்டங்களின் முன்னேற்றமானது மதிப்பாய்வுக்கு எடுத்துக்கொள்ளப்பட்டுள்ளதுடன், இதனுள் இதுவரை அறிக்கையிடப்படாத 02 பாரிய அளவிலான அபிவிருத்திக் கருத்திட்டங்களும் உள்ளடங்குகின்றது. 29 வெளிநாட்டு உதவிக் கருத்திட்டங்கள், 73 வெளிநாட்டு கடன் கருத்திட்டங்கள் மற்றும் உள்ளூர் நிதி மூலத்திலிருந்து நிதியளிக்கப்பட்ட 114 கருத்திட்டங்கள் உள்ளடங்கலாக பாரிய அளவிலான கருத்திட்டங்கள் காணப்படுகின்றன. இவை தவிர்த்து, 2025 ஆம் ஆண்டின் நான்காம் காலாண்டினுள் 72 கருத்திட்டங்கள் நிறைவுசெய்யத் திட்டமிடப்பட்டன, மேலும் இக் காலாண்டின் இறுதிக்குள் 23 கருத்திட்டங்கள் நிறைவு செய்யப்பட்டுள்ளதுடன், 05 கருத்திட்டங்கள் எதிர்பார்த்த காலத்திற்கு முன்பே நிறைவு செய்யப்பட்டுள்ளன. அதன்படி, மொத்தமாக நிறைவு செய்யப்பட்டக் கருத்திட்டங்களின் எண்ணிக்கை 28 ஆகும். 2025 ஆம் ஆண்டில் நிறைவு செய்வதற்கு எதிர்பார்த்த 49 கருத்திட்டங்கள் உள்ளடங்கலாக 103 கருத்திட்டங்கள் 2026 ஆம் ஆண்டிலும், மேலும் 40 கருத்திட்டங்கள் 2027 ஆம் ஆண்டிலும், 22 கருத்திட்டங்கள் 2028 ஆம் ஆண்டிலும் நிறைவு செய்ய எதிர்பார்க்கப்படுகின்றது. அத்துடன் மிகுதியான 23 கருத்திட்டங்கள் எதிர்காலத்தில் நிறைவு செய்யத் திட்டமிடப்பட்டுள்ளமை குறிப்பிடத்தக்கது.

மதிப்பாய்வு செய்யப்பட்ட கருத்திட்டங்களின் மொத்த மதிப்பிடப்பட்ட செலவு ரூபா. 3.2 டிரில்லியன் மற்றும் அவற்றின் பணிகளை நிறைவு செய்வதற்கு ஒதுக்கப்பட வேண்டிய மேலதிக ஒதுக்கீடு ரூபா 1.4 டிரில்லியன் ஆகும்.

2025 நான்காவது காலாண்டின் முடிவில் நிதிப் பயன்பாடு

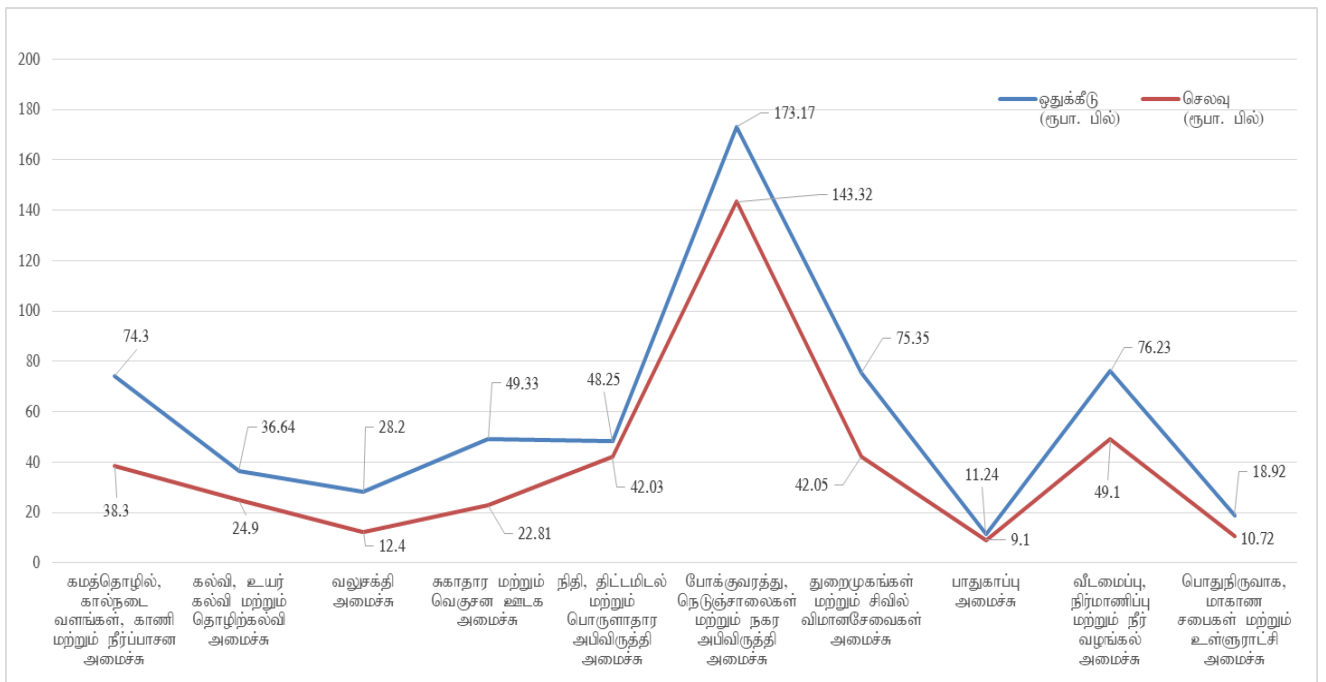
2025 ஆம் ஆண்டின் நான்காவது காலாண்டின் இறுதியில் மொத்த ஒதுக்கப்பட்ட தொகை ரூ. 613.0 பில்லியனில் உண்மையான செலவினங்கள் ரூ. 403.3 பில்லியன் ஆகும், அதாவது மொத்த ஒதுக்கீட்டில் 65.8% ஆகும். எவ்வாறாயினும் 2025 ஆம் ஆண்டு நான்காவது காலாண்டின் இறுதியில் இன்னமும் செலுத்தப்படாமல் காணப்படும் பற்றுச்சீட்டுக்களின் தொகை ரூபா. 14.6 பில்லியன் என அறிக்கையிடப்பட்டுள்ளது.

அட்டவணை 01: 31.12.2025 திகதியின் படி பாரிய அளவிலான கருத்திட்டங்களின் நிதி மற்றும் பொளதீக முன்னேற்றத்தின் அடிப்படையில் வகைப்படுத்தல்.

நிதி மூலாதாரம்	கருத்திட்டங்களின் எண்ணிக்கை	2025 நிதி ஒதுக்கீடு (ரூ. பில்)	நிதி இலக்கு (ரூ. பில்)	உண்மைச் செலவீனம் (ரூ. பில்)	நிதி இலக்கின் அடிப்படையில் நிதி முன்னேற்றம் (%)	உண்மை செலவீனத்தின் அடிப்படையில் நிதி முன்னேற்றம் (%)	கையில் உள்ள பற்றுச் சீட்டுக்கள் (ரூ. பில்)
உள்நாட்டு நிதி	111	158.4	143.9	114.0	79.2	72.0	4.6
உள்நாட்டுக் கடன்	3	3.0	1.9	0.27	14.3	8.1	0.0
வெளிநாட்டுக்கடன்	73	409.4	361.7	267.8	74.0	65.3	9.9
வெளிநாட்டு உதவி	29	42.2	35.5	21.2	51.9	59.7	0.1
மொத்தம்	216	613.0	543.0	403.2	74.2	65.8	14.6

உரு 01 ஆனது 2025 ஆம் ஆண்டில் பிரதான நிரல் அமைச்சுக்களுக்கான நிதி ஒதுக்கீடுகள் மற்றும் அதன் பயன்பாட்டினைக் காட்டுகின்றது. அதன்படி, பெறுகைமுறை நடைமுறை தொடர்பான தாமதங்கள், ஒப்பந்தக்காரர்களின் மந்தமான செயற்றிறன், கருத்திட்ட விடயப்பரப்பு மற்றும் வடிவமைப்பு மாற்றங்கள் ஆகியன காரணமாக பாரிய அளவிலான கருத்திட்டங்களுக்கான ஒதுக்கீடுகள் குறைந்த அளவில் பயன்படுத்தப்பட்டுள்ளதனை காட்டுகிறது.

உரு 01: 2025 ஆம் ஆண்டின் நான்காவது காலாண்டின் நிதி ஒதுக்கீடு மற்றும் செலவு – முன்னுரிமை அடிப்படையில் அதிகளவு நிதி ஒதுக்கீடு செய்யப்பட்ட அமைச்சுக்கள்



2025 ஆம் ஆண்டின் நான்காவது காலாண்டின் இறுதியில் பெளதீக முன்னேற்றம்

2025 ஆம் ஆண்டின் நான்காம் காலாண்டின் இறுதியினுள் நிறைவுறுத்தப்பட்ட கருத்திட்டங்களின் எண்ணிக்கை 28 ஆகும். மேலும் இவற்றில், 15 கருத்திட்டங்கள் மாத்திரமே 100% பெளதீக முன்னேற்றத்தை அடைந்துள்ளன. மேலும் கருத்திட்டத்தின் ஆரம்பத்தில் அடையாளம் காணப்பட்ட செயற்பாடுகளின் தேவைக்கேற்ப குறைக்கப்பட்ட விடயப்பரப்புடன் மிகுதியான 13 கருத்திட்டங்கள் நிறைவுறுத்தப்பட்டுள்ளன. அத்துடன் உதவி முகவர் நிறுவனங்களின் தீர்மானங்கள், உட்பட பல்வேறு கொள்கை மற்றும் தொழில் நுட்ப ரீதியான தீர்மானங்கள் என்பன இதனைப் பாதித்துள்ளமை அவதானிக்கப்பட்டுள்ளது.

அட்டவணை 02: நிறைவுறுத்தப்பட்ட கருத்திட்டங்களின் பெளதீக முன்னேற்றம்

முன்னேற்ற மட்டம் (%)	100%	99-90	89-80	70 இனை விடவும் குறைவு	மொத்தம்
கருத்திட்டங்களின் எண்ணிக்கை	15	06	02	05	28

மேலும், மதிப்பாய்வின் போது குறித்த காலாண்டில் 39 கருத்திட்டங்கள் எந்தவொரு பெளதீக முன்னேற்றத்தினையும் அடையவில்லை என்பது அவதானிக்கப்பட்டுள்ளது.

அட்டவணை 03: கருத்திட்டங்களின் பெளதீக முன்னேற்ற மட்ட அடிப்படையில் வகைப்படுத்தல்

முன்னேற்ற மட்டம் (%)	நிறைவு -றுத்தப்பட்டவை	99-90	89-80	79-70	69-60	59-50	49-40	40 இனை விடவும் குறைவு
கருத்திட்டங்களின் எண்ணிக்கை	28	36	21	24	22	07	17	61

2025 ஆம் ஆண்டின் நான்காம் காலாண்டின் முடிவில், நிறைவு செய்யப்படாத 90% க்கும் அதிகமான பெளதீக முன்னேற்றத்தினை 36 கருத்திட்டங்கள் அடைந்துள்ளன. அவற்றுள் 8 கருத்திட்டங்கள் 10 வருடங்களிற்கு மேற்பட்ட காலத்தினைக் கொண்டுள்ளதாகவும், 2015 ஆம் ஆண்டிற்கு முன்பே இவை ஆரம்பிக்கப்பட்டுள்ளதூடன், அப்போது ஒதுக்கப்பட்ட காலப்பகுதி 3 தொடக்கம் 5 வருடங்களாகும்.

அட்டவணை 04: 90% இற்கும் அதிகமான பெளதீக முன்னேற்றத்தை அடைந்துள்ள கருத்திட்டங்கள் ஆரம்பிக்கப்பட்ட ஆண்டுகளின் விபரம்

கருத்திட்டங்கள் ஆரம்பிக்கப்பட்ட காலம்	2009 -2015	2016-2020	2021-2025	மொத்தம்
கருத்திட்டங்களின் எண்ணிக்கை	08	17	11	36

எனவே கருத்திட்டங்களிலிருந்து எதிர்பார்க்கப்படும் நன்மைகளை பொது மக்களிற்கு வழங்குவதற்காக நிரல் அமைச்சுச் செயலாளர்கள் உள்ளிட்ட கருத்திட்டங்களை செயற்படுத்தும்

அதிகாரிகள் சரியான நேரத்தில் பணிகளை நிறைவேற்றத் தேவையான நடவடிக்கைகளை மேற்கொள்வது அவசியமாகும். மேலும், இக் கருத்திட்டங்களை விரைவாக நிறைவுறுத்துவதன் மூலம் அரசு கொள்கைக்கமைவாக புதிய பொது முதலீட்டிற்கான நிதி வாய்ப்பினை இது உருவாக்கும்.

இவ் அபிவிருத்திக் கருத்திட்டங்கள் மதிப்பாய்வு செய்யப்பட்ட காலாண்டின் ஒட்டுமொத்தப் பெளதீக முன்னேற்றம், கருத்திட்ட கால முகாமைத்துவம், ஆபத்து / பிரச்சினைகளினை அடையாளம் காணல் மற்றும் எடுக்கப்பட்ட தீர்வு நடவடிக்கை ஆகியவற்றின் அடிப்படையில் வண்ணக் குறியீடுகளுடன் வகைப்படுத்தப்படுகின்றன. ஒவ்வொரு நிரல் அமைச்சின் கீழும் பாரிய அளவிலான அபிவிருத்திக் கருத்திட்டங்களின் முன்னேற்றம் நான்காவது காலாண்டு, 2025 வரை, இணைப்பு A இல் தரப்பட்டுள்ளது, மேலும் அதன் சுருக்கம் அட்டவணை எண் 05 இல் காட்டப்பட்டுள்ளது.

அட்டவணை 05: முன்னேற்ற பிரிவுக்கமைய கருத்திட்டங்களை வகைப்படுத்தல்

முன்னேற்ற பிரிவு	நிறக் குறியீடுகள்	கருத்திட்டங்களின் எண்ணிக்கை
2025 ஆம் வருடத்தில் வேலை நிறைவு செய்யப்பட்டுள்ளவை		28
மிகவும் வெற்றிகரமாக செயற்படுத்தப்படுகின்றவை		10
நன்றாக செயற்படுத்தப்படுகின்றவை		21
தலையீடுகளின் மூலம் எதிர்பார்க்கப்படுகின்ற முன்னேற்றத்தை அடைந்துக் கொள்ளக்கூடியவை		39
விசேட அவதானம் செலுத்தப்படவேண்டியவை		65
பிரச்சினைக்குரியவை (பல கால நீட்டிப்புக்கள், மிகை செலவீனங்கள், பல சிக்கல்கள்)		50
வெளிநாட்டு கடன் நிதியுதவி தற்காலிகமாக நிறுத்தப்பட்டுள்ளவை		03
மொத்தம்		216

அதன்படி, இக் கருத்திட்டங்களின் எதிர்பார்க்கப்படும் வெளியீடு மற்றும் நன்மைகளை உருவாக்குவதில் குறிப்பிடத்தக்க தாமதம் இருப்பதைக் காணலாம். இதற்கு கருத்திட்டத்தின் விடயப்பரப்பில் ஏற்படும் மாற்றங்கள் மற்றும் கால நீட்டிப்புகளைப் பெறுதல் போன்றவை காரணமாகக் காணப்படுகின்றன.

இக் காலாண்டின் முடிவில், அங்கீகரிக்கப்பட்ட கருத்திட்டத்தின் காலக்கெடு முடிவடைந்த போதிலும், முறையான கால நீட்டிப்புகளைப் பெறாமல் 49 கருத்திட்டங்கள் செயற்படுத்தப்படுகின்றதுடன், 110 கருத்திட்டங்கள் கால நீட்டிப்புகளுடன் செயற்படுத்தப்படுகின்றமை கண்டறியப்பட்டுள்ளது. அவ்வகையில் கால நீட்டிப்புகளைப் பெறுவதனால் கருத்திட்டத்தின் மொத்த மதிப்பிடப்பட்ட செலவானது அதிகரிப்பதுடன், மீண்டும் மீண்டும் கருத்திட்டத்தின் விடயப்பரப்பிலும் காலத்திற்கேற்ப மாற்றங்களை அனுமதிக்கவும் வேண்டியுள்ளது. இவ்வாறான நிலையினால் இறுதியில் பொதுமக்களுக்கு சரியான நேரத்தில்

நன்மைகளை வழங்குவதில் தாமதத்தினை ஏற்படுத்துவதுடன், கருத்திட்டத்தின் மொத்த செலவு செயற்றிறனில் அதிகமான தாக்கத்தையும் ஏற்படுத்துகின்றது.

எவ்வாறாயினும், பல ஆண்டுகளுக்கு முன்னர் ஆரம்பிக்கப்பட்ட இக் கருத்திட்டங்களின் பணிகளை விரைவாக நிறைவு செய்து, புதிய பொது முதலீடுகளுக்கு நிதியினை வழங்குவதற்கான வழிகளை ஏற்படுத்தி, மக்களுக்கு எதிர்பார்க்கப்படும் பலன்களை வழங்க வேண்டியது அவசியமாக உள்ளமை வலியுறுத்தப்படுகிறது.

கருத்திட்டங்களின் குறைவான முன்னேற்றத்தில் பங்களிப்புச் செய்த காரணிகள் மற்றும் தீர்வுகள்

பாரிய அளவிலான அபிவிருத்திக் கருத்திட்டங்களின் செயற்றிறனை எதிர்மறையாக பாதிக்கும் நிதி வழங்குதல், கட்டுமானம் மற்றும் பொருட்களைக் கொள்வனவு செய்தல் போன்றவற்றிலுள்ள பிரச்சினைகள் தற்போது நீங்கியிருந்தாலும், முழுவதுமாக கருத்திட்ட செயற்றிறனில் குறிப்பிடத்தக்க முன்னேற்றத்தைக் காட்டவில்லை. கருத்திட்டங்களின் முன்னேற்றம் எதிர்பார்த்தபடி அடையப்படாமல் இருப்பதற்கான முக்கிய காரணங்கள் குறித்த தகவல்கள் அட்டவணை 06 இல் கொடுக்கப்பட்டுள்ளன.

அட்டவணை 06 : கருத்திட்டங்களின் செயற்பாடுகளில் பாதிப்பை ஏற்படுத்திய பிரச்சனைகள்

#	பிரச்சனைகள்	கருத்திட்டங்களின் எண்ணிக்கை
01	மூன்றாம் தரப்பு ஒப்புதல்களை பெறுவதில் தாமதம்	21
02	ஒப்பந்ததாரர்களின் மந்தமான செயற்றிறன்	23
03	ஆலோசகர்களின் மந்தமான செயற்றிறன்	04
04	போதுமான நிதியுதவி இல்லாமை / கட்டுநிதி பெறுவதில் தாமதம்	04
05	நிலம் கையகப்படுத்தலில் ஏற்பட்ட தாமதங்கள்	10
06	பெறுகை நடைமுறை தொடர்பான தாமதங்கள்	17
07	கருத்திட்ட விடயப்பரப்புகளில் மேற்கொள்ளப்பட்ட மாற்றங்கள்	09
08	கருத்திட்ட முகாமைத்துவ பிரிவு ஊழியர்கள் மற்றும் தொழிநுட்ப ஊழியர்களின் குறைபாடுகள்	11
09	ஏனைய காரணங்கள் - காலநிலை மற்றும் வானிலை மாற்றங்கள், நிதி விடுவிப்பினை நிறுத்தி வைத்தல், கட்டுமானம் மற்றும் மூலப்பொருட்களின் விலை அதிகரிப்பு போன்றவை	20

மேலும், 08.09.2025 அன்று அமைச்சரவையின் தீர்மானத்தின்படி, அமைச்சரவையால் நியமிக்கப்பட்ட திறைசேரி அதிகாரிகள் அடங்கிய குழுவால், தொடர்புடைய திணைக்களங்கள் சம்பந்தப்பட்ட அமைச்சுக்கள் வழங்கிய தகவல்களின் அடிப்படையில், ரூபா 500 மில்லியன் அல்லது அதற்கு மேற்பட்ட 30.06.2025 இல் உள்ளவாறான உள்ளூர் மற்றும் வெளிநாட்டு நிதியுதவியின் கீழ் செயற்படுத்தப்பட்டதும், 2023 மற்றும் 2024 ஆம் ஆண்டுகளில் மற்றும் இன்னும் நிறைவேற்ற திட்டமிடப்பட்ட கருத்திட்டங்களின் மந்தநிலைக்கான காரணங்கள்

மற்றும் அவற்றை விரைவுபடுத்துவதற்கான பரிந்துரைகள் அடங்கிய அறிக்கை, இப்போது அமைச்சரவையின் தகவலிற்காக அமைச்சரவைக் குறிப்பு மூலம் சமர்ப்பிக்கப்பட்டுள்ளது.

அத்துடன், 2025 ஆம் ஆண்டின் நான்காவது காலாண்டு வரையில் 25 அமைச்சுக்களிற்கு ஒருங்கிணைந்த காலாண்டு அடிப்படையிலான முன்னேற்ற மீளாய்வுக் கூட்டங்கள் (IQPRMs) கருத்திட்ட முகாமைத்துவம் மற்றும் கண்காணிப்புத் திணைக்களம் மற்றும் அமைச்சுக்களுடன் தொடர்புடைய திறைசேரி திணைக்களத்தின் பங்களிப்புடன் நடாத்தப்பட்டு, கருத்திட்டம் தொடர்பான பிரச்சினைகளைத் தீர்ப்பதற்கு தலையீடுகள் மேற்கொள்ளப்பட்டன. தற்போது அடுத்த காலாண்டிற்கான ஒருங்கிணைந்த முன்னேற்ற மீளாய்வுக் கூட்டங்கள் ஆரம்பிக்கப்பட்டுள்ளன. மேலும் 2025 ஆம் ஆண்டின் நான்காம் காலாண்டின் இறுதிக்குள், 25 அமைச்சுக்களிற்கு இக் கூட்டங்கள் நடாத்தப்பட்டன, இது கருத்திட்டம் தொடர்பான பிரச்சினைகளுக்கு தீர்வு காண சரியான நேரத்தில் தலையிட உதவுகிறது.

ஒருங்கிணைந்த காலாண்டு அடிப்படையிலான முன்னேற்ற மறுஆய்வுக் கூட்டங்கள் (IQPRM) மூலம் தீர்க்க முடியாத பிரச்சினைகள் பொது முதலீட்டு கண்காணிப்பு மற்றும் மதிப்பீட்டுக் குழுவிடம் (PIMEC) சமர்ப்பிக்கப்பட்டுள்ளன. அத்துடன் 2025 ஆம் ஆண்டின் நான்காம் காலாண்டின் இறுதிக்குள், இந்தக் குழுவானது 21 கூட்டங்களை நடத்தியுள்ளதுடன், பல்வேறுபட்ட நிரல் அமைச்சுக்களின் பாரதூரமான பிரச்சினைகளைத் தீர்த்து வைத்துள்ளது.

எவ்வாறாயினும், கருத்திட்ட முகாமைத்துவத்திலுள்ள உள்ள பிரச்சினைகளை சம்பந்தப்பட்ட தரப்பினருக்கு உடனடியாக முன்வைத்து தீர்வுகளை வழங்குவது கருத்திட்ட முகாமைத்துவ பிரிவு மற்றும் நிரல் அமைச்சு அதிகாரிகளின் பொறுப்பாகும். எனவே, கருத்திட்ட முகாமைத்துவத்தினை நெறிப்படுத்த அவசியமான நடவடிக்கைகளை மேற்கொள்ளவும், மூலதன முதலீடுகளிலிருந்து பொதுமக்களுக்கு நன்மைகளை சரியான நேரத்தில் வழங்குவதை உறுதி செய்ய பின்வரும் பரிந்துரைகள் முன்மொழியப்பட்டுள்ளன.

பரிந்துரைகள்

1. நிதி ஒதுக்கீடுகளை உச்சமாகப் பயன்படுத்தல்

இவ் அறிக்கையின்படி ஒதுக்கீடு செய்யப்பட்ட மொத்த நிதியிலிருந்து 65.8% மாத்திரமே பயன்படுத்தப்பட்டுள்ளது. ஆகவே நிரல் அமைச்சின் செயலாளர்கள் 2026 ஆம் ஆண்டின் ஆரம்பத்திலிருந்தே முறையாகத் திட்டமிடுவதன் மூலம் 2026 ஆம் ஆண்டில் ஒதுக்கீடு செய்யப்பட்ட நிதியிலிருந்து உச்ச அளவினை பயன்படுத்தப்படுவதனை உறுதிப்படுத்தல் வேண்டும்.

2. பெறுகை நடைமுறை தொடர்பான தாமதங்களைத் தவிர்த்தல்

பெறுகை நடைமுறைக் குழுக்களை நியமித்தல், மற்றும் பொது முதலீட்டுக் குழுவின் பரிந்துரைகளின் படி கருத்திட்டங்களின் பெறுகை நடைமுறைக்கு தேவையான விலை மனு ஆவணங்களைத் தயாரித்தல் மற்றும் 2026 ஆம் ஆண்டில் செயற்படுத்த தேவையான நிதி

ஓதுக்கீடு போன்ற அடிப்படை நடவடிக்கைகளை விரைவாக ஆரம்பிப்பதற்கு நடவடிக்கைகளை மேற்கொள்ளுதல் வேண்டும். அத்துடன் ஆண்டின் தொடக்கத்தில் கருத்திட்டத்திற்கு ஏற்ற பெறுகை நடைமுறை திட்டம் தயாரித்து அதனை செயற்படுத்துவதுடன், மேலும் குறித்த அங்கீகரிக்கப்படுத்தப்பட்ட பெறுகை நடைமுறை திட்டம் செயற்படுத்தப்படுவதை உறுதிப்படுத்த மிகவும் அவதானமான கண்காணிப்பு நடவடிக்கையினை மேற்கொள்ளுதல் அவசியமாகும்.

3. பொது முதலீட்டு கண்காணிப்பு மற்றும் மதிப்பீட்டுக் குழுவிடம் கருத்திட்டம் தொடர்பான பிரச்சினைகளை சமர்ப்பித்தல்.

அமைச்சின் மட்டத்திலோ அல்லது காலாண்டு அடிப்படையிலான ஒருங்கிணைந்த முன்னேற்ற மீளாய்வுக் கூட்டங்களினாலோ தீர்க்க முடியாத எந்தவொரு பிரச்சினையையும் பொது முதலீட்டு கண்காணிப்பு மற்றும் மதிப்பீட்டுக் குழுவிடம் சமர்ப்பிப்பதற்கு அமைச்சின் செயலாளர்கள் தகுந்த நடவடிக்கை எடுத்தல் வேண்டும்.

Progress of Mega Scale Development Projects

Fourth Quarter – Year 2025

With the objective of achieving the expected results of the public investments within the stipulated timeframe, the Department of Project Management and Monitoring submits a quarterly monitoring report to the Cabinet of Ministers to support to make appropriate strategic and policy decisions related to mega scale development projects. This report includes of observations and recommendations derived from the review of the cumulative progress of these development projects up to end of the fourth quarter of 2025, based on the data and information reported by each line ministry on performance of their respective development projects.

Department of Project Management and Monitoring
Ministry of Finance, Planning and Economic Development

Introduction

As of the end of the fourth quarter of 2025, 216 development projects with a total cost estimate of more than Rs. 1000 million, including 02 large-scale development projects that have not been reported so far, were taken into account for this progress review. This large scale projects cluster comprises 29 foreign grant projects, 73 foreign loan projects and 114 projects financed from local funds. Out of these, 72 projects that were scheduled to be completed before the fourth quarter of 2025, 23 projects have been completed by the end of this quarter and another 5 projects have been completed before the expected completion time. Accordingly, the total number of completed projects is 28. A total of 103 projects, including 49 ongoing projects that were expected to be completed in 2025, are scheduled for completion in 2026. In addition, 40 projects are to be completed in 2027 and 22 projects in 2028. The remaining 23 projects are expected to be completed thereafter.

The total estimated cost of the project portfolio under review is Rs. 3.2 trillion, with an additional Rs. 1.4 trillion is required to complete the remaining works.

Financial Utilization by the end of the Fourth Quarter of 2025

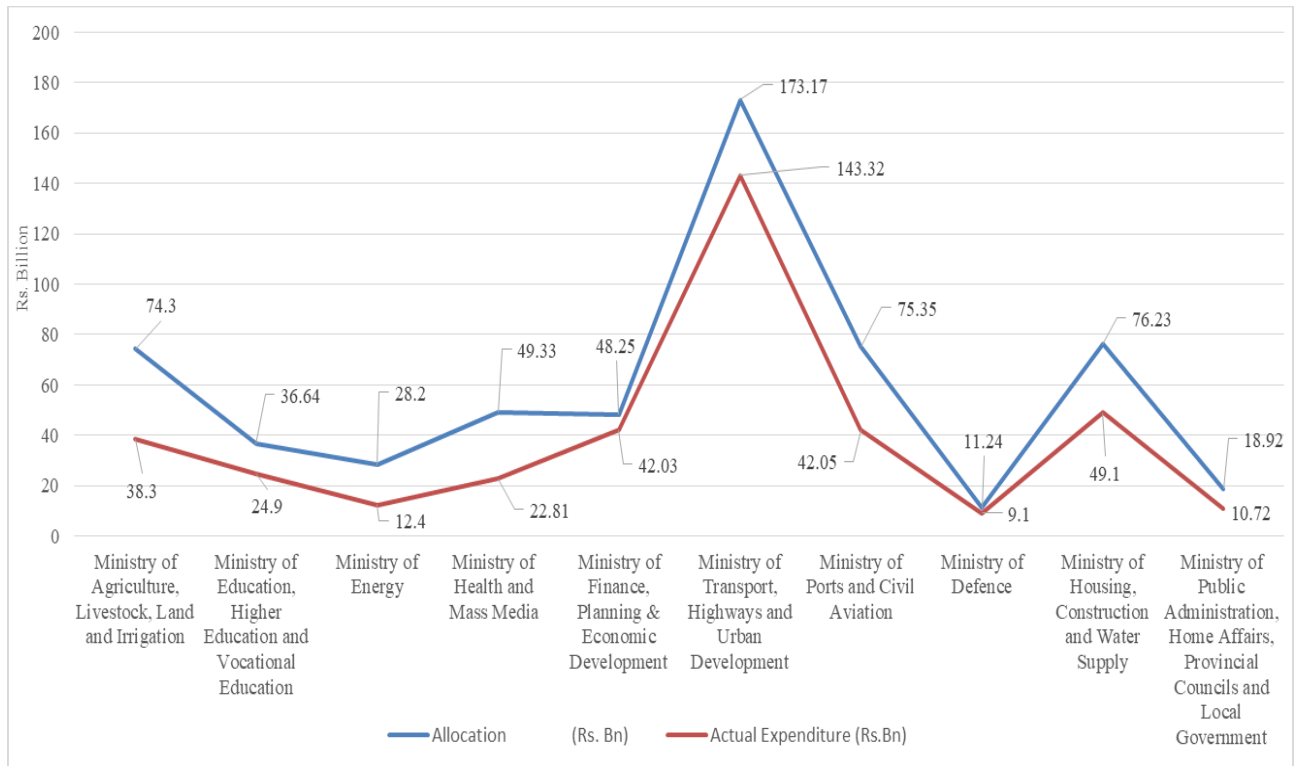
By the end of the fourth quarter of 2025, actual expenditure from the total allocation of Rs. 613.0 billion amounted to Rs. 403.3 billion, representing 65.8 % of the total annual allocation. However, bills in hand amounting to Rs.14.6 billion were reported by the end of the fourth quarter of 2025.

Table 01 : Classification of mega scale projects based on financing and their progress as of 31.12.2025

Funding Source	No. of Projects	2025 Allocation (Rs. Bn)	Financial Target (Rs. Bn)	Actual Expenditure (Rs. Bn)	Financial Progress – As a percentage of financial target (%)	Financial Progress - As a percentage of the total allocation (%)	Bills in Hand (Rs. Bn)
Domestic Funds	111	158.4	143.9	114.0	79.2	72.0	4.6
Local Loans	3	3.0	1.9	0.27	14.3	8.1	0.0
Foreign Loans	73	409.4	361.7	267.8	74.0	65.3	9.9
Foreign Grants	29	42.2	35.5	21.2	51.9	59.7	0.1
Total	216	613.0	543.0	403.2	74.2	65.8	14.6

Chart 01 illustrates the financial allocations and utilization for key line ministries in the year 2025. Accordingly, it has been observed that, allocations for large scale projects show underutilization due to delays in the procurement process, poor performance of contractors, changes in project scope or design etc.

Chart 01 : Financial allocation and expenditure in the third quarter of 2025 - Distribution to ministries with high allocations based on priority



Physical Progress by the end of the Fourth Quarter of 2025

The number of projects completed by the end of the fourth quarter of 2025 is 28. Of these projects, only 15 have achieved 100% progress. The remaining 13 projects have been completed with reduced scope based on the activity requirements identified at the initial stage of the projects. It is observed that various policy and technical decisions, including decisions by aid agencies, have affected this.

Table 02 : Physical progress of completed projects

Level of Progress (%)	100%	99-90	89-80	Less than 70	Total
No. of Projects	15	06	02	05	28

Furthermore, it is also observed that there are 39 projects that have not achieved any physical progress during the quarter under review.

Table 03 : Classification of projects based on level of physical progress

Level of progress (%)	Completed	99-90	89-80	79-70	69-60	59-50	49-40	Less than 40
Number of projects	28	36	21	24	22	07	17	61

As of the end of the fourth quarter of 2025, there are 36 projects that have not yet been completed despite achieving cumulative physical progress of over 90%. Among these, 8 projects are more than 10 years old, having been initiated prior to 2015. The original project duration for these projects was in the range of 3 to 5 years.

Table 04 : Started year of the projects that have achieved more than 90% cumulative physical progress

Period of Project Started	2009 -2015	2016-2020	2021-2025	Total
Number of projects	08	17	11	36

Therefore, the Secretaries of Line Ministries and the project implementing authorities should take necessary steps to complete these projects, without further delay, and to ensure that the expected benefits are delivered from these projects to the public as soon as possible. This will create financial space for new public investments in accordance with the government's policies.

These development projects have been categorized using a color-coded system based on various criteria, including cumulative physical progress, project time management, risk/problem identification and the remedial actions taken. A detailed breakdown of the progress of large scale development projects under each line ministry, as of the end of the fourth quarter of 2025, is provided in Annex A, with a summary presented in Table No. 05.

Table 05 : Classification of projects based on the category of progress

Category of progress	Colour Code	No. of projects
Work completed in 2025		28
Being implemented successfully		10
Being implemented properly		21
Expected results could be achieved through interventions		39
Need special attention		65
Critical projects (Several Time Extension/ Cost Overrun/ Many Issues)		50
Foreign funds are temporarily suspended		03
Total		216

It is observed that there is a significant delay in generating the expected output and benefits of these critical projects. This has been due to the change in the scope of the project and the failure to complete the project within the agreed time frame.

By the end of this quarter, it was observed that 49 projects were being implemented without obtaining formal extensions of time even after the approved project period had expired, while another 110 projects were being implemented with extensions of time. Such prolonged extensions not only lead to increases in the total estimated cost but also allow for repeated modifications to the project scope. As a result, the timely delivery of public benefits is hindered, ultimately compromising the overall cost-effectiveness and intended benefits of the projects.

However, it is emphasized that there is a need to complete the work of these projects, which were initiated many years ago, expeditiously and deliver the expected benefits to the people in order to provide financial space for new public investments.

Factors contributing to the slow progress of projects and solutions

Although the difficulties in releasing funds and purchasing construction and other materials that negatively affected the performance of mega-scale development projects in the past period have now been alleviated, overall project performance does not show a significant improvement. Information on the main reasons that have influenced the progress of projects not being achieved as expected is given in Table No. 06.

Table 06 : Issues affected on project implementation

#	Issue	Number of projects
01	Delays in third-party approval	21
02	Poor performance of contractors	23
03	Poor performance of consultant	04
04	Delays in receiving sufficient allocation/imprest	04
05	Delays in land acquisition	10
06	Delays related to procurement process	17
07	Changes of scope	09
08	Insufficient PMU staff and Delay in receiving Technical staff assistance	11
09	Other Reasons - Climate and weather changes, disbursement suspended, price escalation of construction and other materials etc.	20

Further, as per the decision of the Cabinet of Ministers taken on 08.09.2025, a report has been prepared by a committee consisting of Treasury officers appointed by the Cabinet of Ministers, after consulting the views of the relevant departments, based on the information provided by the relevant ministries regarding the additional costs to be borne by the government due to the extension of loan periods and project periods of development projects worth Rs. 500 million or more, implemented under local and foreign financing, which were scheduled to be completed in the years 2023 and 2024 and by 30.06.2025. The report, which includes the reasons for the slowdown in the projects and the recommendations to be made to expedite them, has now been submitted to the Cabinet of Ministers for its information through a Note to the Cabinet.

The quarter based integrated progress review meetings (IQPRMs), organized with the Project Management and Monitoring Department and the respective Ministries with the participation of the relevant treasury departments, facilitate a platform to resolve unresolved project issues. Further by the end of the fourth quarter of 2025, these meetings were conducted for 25 Ministries, facilitating timely intervention to address project-related problems.

Issues that could not be resolved through IQPRM meetings have been presented to the Public Investment Monitoring and Evaluation Committee (PIMEC). By the end of the third quarter of

2025, the committee had convened 21 meetings and had intervened to resolve 62 critical issues referred by various line ministries.

However, it is the responsibility of the Project Management Units and the relevant Line Ministry officials to promptly present the issues in project management to the relevant parties and provide solutions for the issues. Therefore, the following recommendations are proposed to take necessary steps to streamline project management and take necessary steps to ensure the benefits of capital investment are delivered to the public in a timely manner.

Recommendations

1. Optimal utilization of allocated funds

According to this report, only 65.8% of the total allocation was utilized in 2025. Therefore, Secretaries of line ministries should prepare a proper plan at the beginning of 2026 to ensure the efficient utilization of funds allocated for that year.

2. Avoiding delays in the procurement process

The necessary actions should be taken to initiate preliminary procurement activities, such as appointing procurement committees and preparing bidding documents, for the projects recommended by the Public Investment Committee and allocated budget provisions for implementation in 2026. Furthermore, close monitoring should be carried out by the Ministry Secretaries to ensure that activities are conducted in line with the approved procurement plan.

3. Submission of project-related issues to the Public Investment Monitoring and Evaluation Committee.

Ministry Secretaries are required to take appropriate action to submit any issues that can not be resolved at the ministry level or at the aforementioned the quarter based integrated progress review meetings (IQPRMs) to the Public Investment Monitoring and Evaluation Committee.

Colour Classification	
Blue	Work completed in 2025
Green	Being implemented successfully
Light Green	Being implemented properly
Yellow	Expected results could be achieved through interventions
Orange	Need special attention
Red	Critical (Several Time Extension / Cost Overrun / Many Issues)
Light Orange	Foreign funds are temporarily suspended

Summary of Ministry-wise Project Progress									
#	Name of the Ministry								Total
1	Ministry of Agriculture, Livestock, Land and Irrigation		3	3	4	1		3	14
2	Ministry of Fisheries, Aquatic and Ocean Resources		1						1
3	Ministry of Plantation and Community Infrastructure				1				1
4	Ministry of Environment		2						2
5	Ministry of Youth Affairs & Sports					2			2
6	Ministry of Education, Higher Education and Vocational Education		3	4	2		2	7	18
7	Ministry of Energy	1		2		6		1	10
8	Ministry of Health and Mass Media	1	6	10	5	3	1		26
9	Ministry of Finance, Planning & Economic Development	7	1	2	2			2	14
10	National Audit Office				1				1
11	Ministry of Transport, Highways & Urban Development	1		8	13	5		4	31
12	Ministry of Ports and Civil Aviation		2			8			10
13	Ministry of Justice and National Integration		2	4				3	9
14	Ministry of Defence			2	1	4		1	8
15	Ministry of Public Security and Parliamentary Affairs				1				1
16	Ministry of Digital Economy				1			3	4
17	Ministry of Housing, Construction and Water Supply			1	31	17		3	52
18	Ministry of Rural Development, Social Security and Community Empowerment			1					1
19	Ministry of Buddhasasana, Religious and Cultural Affairs				2	1			3
20	Ministry of Industry and Entrepreneurship Development					2			2
21	Ministry of Public Administration, Provincial Councils and Local Government		1	2	1	1		1	6
	Total	10	21	39	65	50	3	28	216

Colour Classification	
Work completed in 2025	
Being implemented successfully	
Being implemented properly	
Expected results could be achieved through interventions	
Need special attention	
Critical (Several Time Extension / Cost Overrun / Many Issues)	
Foreign funds are temporarily suspended	

Contents		
#	Name of the Ministry	Page No
1	Ministry of Agriculture, Livestock, Land and Irrigation	i
2	Ministry of Fisheries, Aquatic and Ocean Resources	ii
3	Ministry of Plantation and Community Infrastructure	ii
4	Ministry of Environment	ii
5	Ministry of Youth Affairs & Sports	ii
6	Ministry of Education, Higher Education and Vocational Education	ii-iv
7	Ministry of Energy	iv-v
8	Ministry of Health and Mass Media	v-vi
9	Ministry of Finance, Planning & Economic Development	vi-vii
10	National Audit Office	vii
11	Ministry of Transport, Highways & Urban Development	vii-ix
12	Ministry of Ports and Civil Aviation	x
13	Ministry of Justice and National Integration	x-xi
14	Ministry of Defence	xi
15	Ministry of Public Security and Parliamentary Affairs	xi
16	Ministry of Digital Economy	xi
17	Ministry of Housing, Construction and Water Supply	xii-xv
18	Ministry of Rural Development, Social Security and Community Empowerment	xv
19	Ministry of Buddhasasana, Religious and Cultural Affairs	xvi
20	Ministry of Industry and Entrepreneurship Development	xvi
21	Ministry of Public Administration, Provincial Councils and Local Government	xvi

Status of Mega Scale Development Projects as at 31st December 2025

No	Project Name	Commence ment Date (Year & Month)	Original Completion Date (Year & Month)	New Completion Date (Year/Month)	Main Source of financing	Final TEC (Rs. Mn)	Cumulative Expenditure (Rs. Mn)	Bills in hand (Rs. Mn)	Cumulative physical Target (%)	Cumulative Physical Progress (%)	Progress During the quarter (%)	Time Extention (in months)	Remaining Period (Months)	Colour Code
Ministry of Agriculture, Livestock, Land and Irrigation														
1	Mahaweli Water Security Investment Program (MWSIP)-Tranch I & II- Stage I	2015/07	2020/06	2025/06	ADB	77,760.00	136,622.70	-	100.00	81.50	2.50	60	-	Blue
2	Climate Resilient Integrated Water Management Project (CRIWMP) (Wew Gam Pubuduwa)	2017/08	2024/12	2025/12	GCF	9,114.00	12,660.00	-	100.00	100.00	1.50	12	-	Blue
3	Climate Smart Irrigated Agriculture Project (CSIAP)	2019/01	2024/06	2025/12	World Bank	37,500.00	26,906.62	-	100.00	93.00	3.00	18	-	Blue
4	Lower Malwathu Oya Multisector Development Project	2019/01	2024/12	2030/12	GoSL	47,180.00	2,205.46	-	18.03	11.21	2.11	72	60	Light Green
5	Integrated Watershed and Water Resources Management Project	2021/05	2025/10	2027/10	World Bank	20,308.70	8,462.13	-	90.22	87.00	6.31	24	22	Light Green
6	Construction of the Canal from Eruwewa to Mahakanadarawa Reservoir	2024/01	2026/12	-	GoSL	2,000.00	776.11	-	90.00	89.17	23.46	-	12	Light Green
7	Uma Oya Down Stream Development Project (Construction of Alikota ara storage Reservoir & Kudaoya storage Reservoir)	2013/09	2019/12	2026/12	GoSL	22,017.00	18,481.86	-	90.00	88.53	4.32	84	12	Yellow
8	Strengthening Climate Resilience of Subsistence Farmers and Agricultural Plantation Communities of Knukles mountain in range	2023/08	2029/01	-	GCF	15,672.00	660.82	99.37	27.00	19.35	2.28	-	37	Yellow
9	Down stream Development of Yan Oya Reeservoir area.	2017/01	2020/12	2026/06	GoSL	26,379.00	21,537.32	-	99.04	98.75	0.47	66	6	Yellow
10	Climate Resilience Multi-Phase Programmatic Approach Project (CResMPA)	2021/10	2026/12	-	World Bank	15,567.00	5,561.38	-	71.60	69.10	18.10	-	12	Amber
11	Ella Wewa Reservoir	2021/01	2023/12	2026/12	GoSL	2,950.00	801.01	-	80.57	51.10	3.67	36	12	Amber
12	Smallholder Agribusiness Partnerships Programme (SAPP)	2017/06	2023/06	2026/06	IFAD	28,477.00	15,052.95	2.40	95.00	87.87	3.32	36	6	Amber
13	Smallholder Agribusiness Resilience Project (SARP)	2021/06	2027/06	-	IFAD	14,760.00	1,759.37	-	39.00	33.00	7.00	-	18	Amber

No	Project Name	Commencement Date (Year & Month)	Original Completion Date (Year & Month)	New Completion Date (Year/Month)	Main Source of financing	Final TEC (Rs. Mn)	Cumulative Expenditure (Rs. Mn)	Bills in hand (Rs. Mn)	Cumulative physical Target (%)	Cumulative Physical Progress (%)	Progress During the quarter (%)	Time Extention (in months)	Remaining Period (Months)	Colour Code
14	Rugam Kithul Reservoir Project (Mundeniaru River basin Development Project)	2015/01	2025/12	2032/12	GoSL	24,141.00	386.63	-	4.33	2.40	0.00	84	84	Red
Ministry of Fisheries, Aquatic and Ocean Resources														
15	Develop Gandara Fishery Harbour	2020/12	2023/12	2026/12	GoSL	11,354.00	9,156.20	-	94.28	79.66	1.46	36	12	Light Green
Ministry of Plantation and Community Infrastructure														
16	Indian Funded 10000 Housing Programme	2023/11	2027/11	-	India	32,640.00	2,723.03	-	19.00	8.40	1.30	-	23	Amber
Ministry of Environment														
17	Integrated Management & Environmentally sound disposal of POPs, pesticides in the agriculture sector and Mercury and waste in the Healthcare Sector	2024/02	2029/01	-	UNDP	1,512.00	8.15	-	20.00	17.00	2.00	-	37	Light Green
18	Adopt regional project on strengthening resilience of vulnerable communities in India and Sri Lanka to increase impact of climate change (ADAPTER)	2024/10	2029/10	-	WFP	2,044.70	46.39	-	10.00	6.00	0.00	-	46	Light Green
Ministry of Youth Affairs & Sports														
19	Development of Sports Infrastructure Facilities- Construction of Provincial and District Sports Complexes	2011/01	2017/12	2024/12	GoSL	9,080.40	7,950.46	-	100.00	94.62	0.02	84	-12	Red
20	Diyagama Mahinda Rajapakse National Sports Academy	2017/10	2020/07	2021/02	GoSL	10,955.00	711.96	-	100.00	21.58	0.00	7	-46	Red
Ministry of Education, Higher Education and Vocational Education														
21	Multipurpose Building for faculty of Humanities & Social Sciences (Uni.of Sri Jayawardenepura)	2018/01	2023/01	2024/01	GoSL	1,364.00	1,874.81	-	100.00	100.00	-	12	-23	Blue
22	Multipurpose building complex for Faculty of Management Studies & Commerce (Uni.of Sri Jayawardenepura)	2018/01	2023/03	2023/03	GoSL	1,761.00	2,351.31	-	100.00	100.00	-	-	-	Blue

No	Project Name	Commencement Date (Year & Month)	Original Completion Date (Year & Month)	New Completion Date (Year/Month)	Main Source of financing	Final TEC (Rs. Mn)	Cumulative Expenditure (Rs. Mn)	Bills in hand (Rs. Mn)	Cumulative physical Target (%)	Cumulative Physical Progress (%)	Progress During the quarter (%)	Time Extention (in months)	Remaining Period (Months)	Colour Code
23	Science & Technology Human Resources Development Programme for the Universities of Kelaniya, Sabaragamuwa, Rajarata and University of Sri Jayawardanapura	2018/01	2023/12	2026/12	ADB	46,471.78	43,243.56	-	100.00	100.00	2.00	36	-	Blue
24	Develop Faculty of Allied Health Science at the Ruhunu University	2020/12	2023/06	2025/12	GoSL	2,928.40	2,659.12	43.19	100.00	100.00	0.20	30	-	Blue
25	Establishment of Technology Faculty - Wayamba University	2020/09	2022/12	2025/12	GoSL	2,792.80	2,340.48	95.86	100.00	100.00	1.00	36	-	Blue
26	General Education Modernization Project	2018/01	2023/12	2026/06	World Bank	3,876.00	4,900.60	-	100.00	100.00	-	30	-	Blue
27	Secondary Education Sector Improvement Program (SESIP)	2020/12	2025/12	-	ADB	75,000.00	41,556.24	-	100.00	66.38	10.38	-	-	Blue
28	Building Complex for the Faculty of Healthcare Sciences, Eastern University, Sri Lanka Project	2016/03	2020/12	2026/12	Kuwait Fund	6,618.00	6,478.01	110.00	89.50	89.50	1.50	72	12	Light Green
29	Vocational Training in Sri Lanka - Phase II	2023/06	2026/12	-	GTZ	2,632.00	1,679.74	-	90.00	75.00	10.00	-	12	Light Green
30	TVET Career Platform Project	2022/12	2026/12	-	Korea	1,760.16	1,833.80	-	90.00	90.00	16.00	-	12	Light Green
31	Completion and Maintenance of Twelve storied building complex for the Faculty of Medicine (Uni.of Ruhuna)	2017/11	2021/09	2026/12	GoSL	3,195.00	1,660.80	-	89.50	72.00	7.00	63	12	Yellow
32	Establishment of a professorial unit at Karapitiya hospital (Uni.of Ruhuna)	2019/06	2022/06	2026/04	GoSL	2,808.00	1,944.41	-	96.00	95.00	4.50	46	4	Yellow
33	Wayamba University Township Development Project	2017/10	2020/12	2027/09	Saudi Fund	5,088.00	6,562.32	533.70	80.00	79.00	2.00	81	21	Yellow
34	Establishment of National College of Education for Technology Stream (Kuliyapitiya)	2018/01	2023/12	2026/12	Korea	6,582.00	6,747.17	-	85.00	85.00	7.00	36	12	Yellow
35	Establishment of Faculty of Medicine at Sabaragamuwa University of Sri Lanka	2018/01	2023/10	2026/01	Saudi Fund	13,964.28	8,977.37	12.05	90.00	89.00	15.00	28	1	Amber
36	Technological Education Development Project	2018/01	2022/09	2026/09	OFID	10,924.00	4,994.73	162.70	90.00	86.00	0.00	48	9	Amber

No	Project Name	Commencement Date (Year & Month)	Original Completion Date (Year & Month)	New Completion Date (Year/Month)	Main Source of financing	Final TEC (Rs. Mn)	Cumulative Expenditure (Rs. Mn)	Bills in hand (Rs. Mn)	Cumulative physical Target (%)	Cumulative Physical Progress (%)	Progress During the quarter (%)	Time Extention (in months)	Remaining Period (Months)	Colour Code
37	Establishment of State Medical Faculty, Moratuwa University	2021/01	2025/12	-	Kuwait	5,985.00	-	-	100.00	1.00	-	-	3	Peach
38	Establishment of ICT Hubs for Secondary Education	2019/01	2023/10	2026/05	Korea	5,706.00	-	-	11.25	5.25	-	31	5	Peach
Ministry of Energy														
39	Establishment of Supervisory Control and Data Acquisition (SCADA) supported Advanced Distribution Control Center for the Western Province South 1 of Ceylon Electricity Board (Dehiwala)	2023/09	2025/03	2025/08	ADB	2,003.00	1,390.20	280.83	100.00	100.00	-	5	-4	Blue
40	Construction of New Anuradhapura- Habarana 220kV Transmission Line	2024/11	2026/11	-	Off Budget	2,310.00	520.00	-	40.00	40.00	23.00	-	11	Dark Green
41	National Transmission & Distribution Network Development Project	2017/05	2022/09	2028/06	JICA	37,284.00	40,487.10	-	75.00	72.70	2.70	69	30	Yellow
42	Development of 24 Nos. Storage Tanks in Trincomalee	2025/02	2028/02	-	Off Budget	7,375.00	460.17	-	35.50	24.50	2.70	-	26	Yellow
43	Development & Upgrading of Aviation Refuelling Terminal & the Existing Fuel Hydrant System and Installation of a Fuel Hydrant System at new Apron-E at BIA	2018/01	2020/07	2024/11	Off Budget	7,970.69	7,207.00	-	100.00	95.50	0.00	52	-13	Red
44	Electricity Supply Reliability Improvement Project (Package 4 & 5)	2016/12	2021/07	2025/12	ADB	8,864.57	9,107.82	-	100.00	89.00	3.00	53	-	Red
45	Construction of Moragolla Hydro Power Plant	2014/07	2019/12	2025/12	ADB	19,288.00	28,834.44	-	100.00	91.60	0.90	72	-	Red
46	Providing Rooftop Solar Power Facility Installation for Government Building low - Income Households, Religious Place and RO Plants (GOSL/India)	2024/01	2024/12	-	India	5,840.00	5,519.80	-	100.00	98.00	1.00	-	-12	Red

No	Project Name	Commencement Date (Year & Month)	Original Completion Date (Year & Month)	New Completion Date (Year/Month)	Main Source of financing	Final TEC (Rs. Mn)	Cumulative Expenditure (Rs. Mn)	Bills in hand (Rs. Mn)	Cumulative physical Target (%)	Cumulative Physical Progress (%)	Progress During the quarter (%)	Time Extention (in months)	Remaining Period (Months)	Colour Code
47	Construction of Hybrid Renewable Energy System small Islands - Delft, Analativu, Nainativu, Sri Lanka (India)	2024/01	2025/03	2025/12	India	3,930.00	1,738.92	-	100.00	51.00	3.00	9	-	Red
48	Installation of Battery Energy Storage System at Hambantota Grid Substation	2024/01	2025/12	-	Korea	3,855.00	3,427.20	-	100.00	98.00	18.00	-	-	Red
Ministry of Health and Mass Media														
49	Project for the Improvement of Infectious Waste Management	2024/01	2026/07	-	JICA	1,519.80	809.00	-	95.00	95.00	22.00	-	7	Dark Green
50	Health System Enhancement Project	2018/10	2023 /10	2026/05	ADB	35,346.00	28,359.21	15.50	95.00	84.33	0.79	31	5	Light Green
51	Upgrading Health facilities of selected hospitals	2019/09	2021/09	2026/12	China	15,292.00	13,814.90	-	99.60	99.40	0.20	63	12	Light Green
52	Global Funds to Fight against Tuberculosis (GFATM)	2025/01	2027/12	-	Global Fund	878.00	86.20	-	30.00	27.00	11.00	-	24	Light Green
53	Global Funds to Fight against AIDS	2025/02	2027/12	-	Global Fund	1,629.24	174.70	-	30.00	20.00	2.00	-	24	Light Green
54	Construction of Cardiac Care Complex - TH Rathnepura	2025/01	2026/12	2028/12	GoSL	3,543.76	300.90	-	30.00	29.00	1.00	24	36	Light Green
55	Construction of 5 Storied Building - BH Kalawana	2025/01	2025/12	2026/12	GoSL	1,092.00	285.25	152.00	40.00	35.00	15.00	12	12	Light Green
56	Capacity Building of Biomedical Enmgineering Services	2023/01	2024/12	2026/12	Korea	1,440.00	764.80	-	70.00	63.00	5.00	24	12	Yellow
57	Health System Response Project	2023/01	2024/12	2026/06	AIIB	21,000.00	16,542.15	17.51	92.00	91.50	4.16	18	6	Yellow
58	Programme to improve Non-Communicable Disease Treatment Facilities at the Sri Jayawardhanapura General Hospital	2024/01	2025/12	-	Govt. of Japan	1,265.00	267.54	-	100.00	90.00	10.00	-	-	Yellow
59	Primary Healthcare System Enhancing Project (PHSEP)- Central Government	2025/01	2028/12	-	World Bank	52,709.57	268.67	-	20.00	4.00	0.50	-	36	Yellow
60	Establishment of Surgical Medical Unit - TH Karapitiya	2016/08	2019/08	2028/12	GoSL	2,961.70	773.34	143.37	55.00	51.00	3.00	112	36	Yellow
61	Construction of Ministry Building	2016/11	2019/12	2027/12	GoSL	14,548.70	6,764.17	1,628.65	82.00	82.00	6.00	96	24	Yellow

No	Project Name	Commencement Date (Year & Month)	Original Completion Date (Year & Month)	New Completion Date (Year/Month)	Main Source of financing	Final TEC (Rs. Mn)	Cumulative Expenditure (Rs. Mn)	Bills in hand (Rs. Mn)	Cumulative physical Target (%)	Cumulative Physical Progress (%)	Progress During the quarter (%)	Time Extention (in months)	Remaining Period (Months)	Colour Code
62	Construction of Heart Centre at Lady Ridgeway Hospital	2018/01	2020/12	2026/12	GoSL	6,218.64	1,939.26	4.44	88.00	88.00	3.00	72	12	Yellow
63	Establish Bone Marrow Transplant Unit at TH-Kandy	2017/11	2023/06	2027/12	GoSL	3,373.28	1,394.43	222.33	66.00	66.00	3.00	54	24	Yellow
64	Construction of a Ten-Storeyed Building at the PGH Badulla	2019/04	2021/04	2027/12	GoSL	6,998.21	2,220.92	193.52	45.00	40.00	3.00	80	24	Yellow
65	Digitalization of Terrestrial Television Broadcasting Project	2021/12	2028/12	-	JICA	31,000.00	420.22	-	20.00	10.00	0.50	-	24	Yellow
66	Health Information and Quality Improvement	2021/07	2024/06	2026/12	Global Fund	4,948.00	3,946.86	-	60.00	42.00	2.00	30	12	Amber
67	Improvement of ETU Facilities of Hospitals under the Line Ministry	2014/01	2018/12	2027/12	GoSL	9,525.00	4,686.95	161.05	75.00	70.00	4.00	108	24	Amber
68	Provision of High Quality Radiotherapy for Cancer Patients in Sri Lanka who required High Energy Radiation	2014/01	2021/12	2026/06	GoSL	6,872.24	5,085.71	-	100.00	94.00	1.07	54	6	Amber
69	Upgrading Nurses Training Schools - NTS/Kaluthra and NTS/Anuradapura	2017/01	2020/12	2027/12	GoSL	1,721.49	911.32	-	70.00	63.00	6.00	84	24	Amber
70	Construction of Cancer Hospital, NH/ Kandy, Stage II	2016/10	2019/12	2027/12	GoSL	3,861.80	1,545.76	50.00	65.00	60.00	2.00	96	24	Amber
71	Health & Medical Service Improvement Project	2018/10	2023/10	-	JICA	16,594.00	603.00	-	100.00	8.20	0.20	-	-26	Red
72	Construction of National Stroke Centre at Base Hospital Mulleriyawa	2014/06	2018/03	2023/06	GoSL	1,111.86	501.67	4.39	100.00	28.00	3.00	63	-30	Red
73	Construction of Nursing Faculty and Hostel	2017/01	2021/02	2022/12	GoSL	7,171.80	2,551.83	-	100.00	16.80	0.00	22	-36	Red
74	A Neonatal and Obstetrics Reference Centre for De Zoysa Maternity Hospital	2018/02	2023/10	-	UK Standard Chartered Bank	6,161.75	2,044.52	-	100.00	34.00	-	-	-26	Peach
Ministry of Finance, Planning & Economic Development														
75	Small & Medium Sized Enterprises Line of credit Project 02	2024/05	2027/06	-	ADB	14,840.00	14,840.00	-	100.00	99.90	21.90	-	18	Blue
76	Fiscal Management Efficiency Project /TMIS (FMPEP)	2010/01	2014/12	2025/12	GoSL	6,342.00	5,974.84	-	100.00	96.00	-	140	-	Blue
77	Social Protection Project (SPP)	2024/01	2027/09	-	World Bank	62,784.00	42,815.61	-	60.00	60.00	12.00	-	21	Dark Green

No	Project Name	Commencement Date (Year & Month)	Original Completion Date (Year & Month)	New Completion Date (Year/Month)	Main Source of financing	Final TEC (Rs. Mn)	Cumulative Expenditure (Rs. Mn)	Bills in hand (Rs. Mn)	Cumulative physical Target (%)	Cumulative Physical Progress (%)	Progress During the quarter (%)	Time Extention (in months)	Remaining Period (Months)	Colour Code
78	Trade National Single Window System Project (INSWSP)	2024/10	2027/12	-	GoSL	5,926.00	65.12	-	24.00	20.00	5.00	-	24	Dark Green
79	Promoting Autonomy, Literacy and Attractiveness through Market Alliance (PALAMA) Project in Sri Lanka - Phase 11	2024/01	2028/12	-	USA	10,400.00	4,481.80	-	45.00	44.00	3.00	-	36	Dark Green
80	Governance for Growth Programme	2021/7	2031/7	-	Australia	11,250.00	720.10	-	24.00	22.00	1.00	-	67	Dark Green
81	Financial Sector Safety Net Strengthening Project (FSSNP)	2024/04	2027/12	-	World Bank	45,566.42	39,160.40	-	65.00	61.00	5.00	-	24	Dark Green
82	Revenue Administration Management Information System (RAMIS)	2024/02	2027/01	-	GoSL	7,394.58	5,766.70	-	63.00	60.00	12.00	-	13	Dark Green
83	Upgraded Oracle Exadata System for the Sri Lanka Custom	2025/2	2032/02	-	GoSL	1,587.00	-	-	4.00	3.00	1.00	-	74	Dark Green
84	Revenue Administration System for Excise Department	2024/10	2027/12	-	GoSL	1,400.00	62.70	-	4.00	3.00	2.00	-	24	Light Green
85	Food Security and Livelihood Recovery Emergency Assistance Project financed by the Asian Development Bank (ADB)	2022/9	2023/08	2026/08	ADB	74,023.00	70,262.09	-	91.00	89.00	3.00	36	8	Yellow
86	Port City Development Project (Land Infrastructure Development)	2016/01	2019/02	2027/05	GoSL	10,508.00	9,526.92	-	94.00	93.57	1.43	99	17	Yellow
87	Public Financial Management Strengthening Project-e Government procurement	2023/07	2026/11	-	EU	1,200.00	152.20	-	55.00	33.00	0.00	-	11	Amber
88	Bingiriya Economic Zone - Construction of Access Road	2018/1	2025/12	2026/12	GoSL	2,087.00	1,424.11	-	64.00	60.00	3.00	12	12	Amber
National Audit Office														
89	Public Financial Management Strengthening Project-Upgrade the Audit Management System	2023/07	2026/11	-	EU	1,050.00	141.28	-	35.00	25.00	0.00	-	11	Amber
Ministry of Transport, Highways & Urban Development														
90	Reconstruction of 25 Bridges Project	2015/09	2022/02	2023/05	Kuwait	5,960.00	4,874.20	-	100.00	99.60	-	15	-31	Blue

No	Project Name	Commencement Date (Year & Month)	Original Completion Date (Year & Month)	New Completion Date (Year/Month)	Main Source of financing	Final TEC (Rs. Mn)	Cumulative Expenditure (Rs. Mn)	Bills in hand (Rs. Mn)	Cumulative physical Target (%)	Cumulative Physical Progress (%)	Progress During the quarter (%)	Time Extention (in months)	Remaining Period (Months)	Colour Code
91	Slave Island-Uttarananda Mawatha,Justice Akbar Mawatha 02 Flyovers & Baladaksha Mawatha-Chiththampalam A Gardner Mawatha Flyover	2021/06	2022/06	-	GoSL	9,133.25	12,789.57	-	100.00	99.63	2.33	-	-42	Blue
92	Repairs of 300 passenger Coaches (Phase-I & Phase-II)	2017/05	2023/12	2025/02	GoSL	4,178.10	4,299.53	-	100.00	100.00	-	14	-10	Blue
93	Greater Colombo Urban Transport Development Project (3K Project) (GOSL only)	2009/09	2015/05	2024/12	GoSL	3,442.00	3,757.00	-	100.00	100.00	-	115	-12	Blue
94	Signal System Install from Maho to Anuradhapura	2025/09	2026/09	-	India	4,440.00	750.00	-	15.00	13.00	9.00	-	9	Dark Green
95	Central Expressway Project Section - 1	2020/09	2024/09	2028/09	China	176,785.00	133,845.89	7.12	39.56	39.64	3.64	48	33	Yellow
96	Central Expressway Project Section - 3	2016/01	2024/06	2027/03	GoSL	84,827.00	57,301.50	-	81.09	73.05	2.11	33	15	Yellow
97	Rehabilitation of Peradeniya - Badulla Road from Badulla to Bibilla - (OFID) - Phase II	2022/12	2025/12	-	OPEC	7,589.89	3,672.01	-	100.00	72.97	20.55	-	-	Yellow
98	Colombo District Road Development Project (OFID 2)	2013/12	2019/12	2026/08	OPEC	23,110.00	22,035.42	72.66	92.36	90.38	4.44	80	8	Yellow
99	Inclusive Connectivity and Development Project	2021/11	2026/10	2027/10	World Bank	54,300.00	27,091.92	-	70.40	66.10	2.60	12	22	Yellow
100	Kandy Multimodal Transport Terminal Development Project	2021/04	2025/05	2027/08	World Bank	32,833.50	7,055.44	49.75	63.12	35.26	2.74	27	20	Yellow
101	Development of Access Roads to Kandy Transport Center	2024/01	2025/09	-	GoSL	1,500.00	379.12	-	100.00	90.10	19.80	-	-3	Yellow
102	Construction of 2,000 Housing units under the Chinese Aid Programme for the Low income people	2022/01	2027/12	-	China	25,458.66	6,539.22	-	30.61	24.00	2.50	-	24	Yellow
103	Port Access Elevated Highway	2019/01	2025/06	-	ADB	77,969.40	57,577.55	2,993.82	100.00	92.00	1.17	-	-6	Amber
104	Road Network Development Project (OFID-01)	2013/06	2019/12	2025/02	OPEC	7,035.37	5,974.71	13.54	100.00	86.67	0.00	62	-10	Amber
105	Second Integrated Road Investment Program (i Road)- II	2018/09	2027/03	-	ADB	135,000.00	121,570.06	0.50	92.30	78.42	0.00	-	15	Amber

No	Project Name	Commencement Date (Year & Month)	Original Completion Date (Year & Month)	New Completion Date (Year/Month)	Main Source of financing	Final TEC (Rs. Mn)	Cumulative Expenditure (Rs. Mn)	Bills in hand (Rs. Mn)	Cumulative physical Target (%)	Cumulative Physical Progress (%)	Progress During the quarter (%)	Time Extention (in months)	Remaining Period (Months)	Colour Code
106	Rehabilitation of the A017 Corridor project (Rakwana - Suriyakanda)	2021/04	2023/12	2024/12	OPEC	7,600.00	5,526.88	480.38	100.00	83.02	9.09	12	-12	Amber
107	Construction of Kohuwala & Gatambe Flyovers	2021/08	2024/01	-	Hungary	10,400.00	4,691.74	3.60	100.00	68.84	0.00	-	-23	Amber
108	Keviliyamadu - Mangalagama - Mahaoyan road Rehabilitation Project - BCRIP	2024/01	2025/01	-	Saudi Fund	8,373.00	2,392.08	-	100.00	86.52	44.87	-	-11	Amber
109	Western Province National Highways (GOSL-OFID) {OFID3}	2017/10	2021/11	-	OPEC	6,047.00	6,002.21	6.10	100.00	89.50	1.00	-	-49	Amber
110	Road Network Development Project (GOSL-SFD) {Kurinchakerny Bridge - SFD2}	2013/06	2021/01	-	Saudi Fund	9,755.00	9,169.63	14.75	100.00	68.59	0.42	-	-59	Amber
111	Colombo Suburban Railway Development Project-Transport Project Preparatory Facility	2017/01	2023/12	2025/12	GoSL	11,255.00	5,707.42	-	85.90	77.00	2.00	24	-	Amber
112	Colombo Suburban Railway Development Project-Railway Efficiency Improvement Project	2019/06	2024/12	2026/12	ADB	40,186.81	23,731.56	2.85	91.00	87.50	0.50	24	12	Amber
113	Development of Strategic Cities (Anuradhapura) - AIUDP)	2022/02	2023/11	2026/06	AFD	2,144.99	1,067.09	-	80.00	67.00	9.00	31	6	Amber
114	Oliyamulla Storm Water Drainage and Environment Improvement Project	2018/03	2021/12	2025/12	GoSL	3,000.00	3,046.81	-	78.50	76.40	0.30	48	-	Amber
115	Kolonnawa Storm Water Drainage and Environment Improvement Project	2018/07	2022/12	2027/12	GoSL	8,300.00	1,497.02	-	18.99	18.38	1.45	60	24	Amber
116	Railway Development Project (Improvement of Maho to Omanthe Railway Line)	2019/11	2022/11	2025/12	India	16,794.00	12,194.12	4,746.00	100.00	96.00	0.00	37	-	Red
117	Urban Regeneration Programme	2012/04	2019/12	2028/12	GoSL	58,169.00	74,593.31	-	88.70	84.87	1.83	108	36	Red
118	Support to Colombo Urban Regeneration Project	2020/10	2025/06	2027/12	AIIB	54,090.69	28,544.66	-	92.59	61.19	1.90	30	24	Red
119	Metro Colombo Solid Waste Management Project	2017/01	2020/12	2025/12	GoSL	33,237.76	26,031.31	-	100.00	98.89	0.05	60	-	Red

No	Project Name	Commencement Date (Year & Month)	Original Completion Date (Year & Month)	New Completion Date (Year/Month)	Main Source of financing	Final TEC (Rs. Mn)	Cumulative Expenditure (Rs. Mn)	Bills in hand (Rs. Mn)	Cumulative physical Target (%)	Cumulative Physical Progress (%)	Progress During the quarter (%)	Time Extention (in months)	Remaining Period (Months)	Colour Code
120	Reconstruction of Jaffna Town Hall	2019/07	2023/05	2025/12	GoSL	2,350.00	2,189.41	-	94.00	81.00	2.00	31	-	Red
Ministry of Ports and Civil Aviation														
121	Higurakgoda International Airport Development Project	2024/01	2024/12	2026/12	GoSL	3,500.00	2,024.82	-	65.00	72.00	9.04	24	12	Light Green
122	Detail Design for extension of Western Breakwater for West Container Terminal II, Colombo Port	2025/04	2027/06	-	ADB	1,830.00	90.50	-	30.00	15.00	4.00	-	18	Light Green
123	East Container Terminal (ECT) - Civil Works - Phase II	2022/01	2025/01	2026/07	Off Budget	72,577.23	49,218.00	1,309.00	81.00	72.00	6.20	18	7	Red
124	Rehabilitation of Kankasanthurai Harbour	2020/10	2024/01	2024/12	India	12,424.00	197.00	-	100.00	1.90	0.00	11	-12	Red
125	Passenger Terminal Building & Associated Works - BIA Project	2020/12	2023/12	-	JICA	105,570.00	37,309.29	-	100.00	5.44	0.00	-	-24	Red
126	Detailed Design and Post Design Consultancy Services - BIA Project	2014/03	2016/12	2024/12	JICA	8,619.00	4,187.34	89.11	100.00	31.33	1.00	96.00	-12	Red
127	Construction of the Import Cargo Terminal Building at BIA - Stage - I	2021/01	2023/01	2024/02	Off Budget	4,600.00	3,293.00	-	100.00	99.82	0.00	13	-22	Red
128	Supply, Installation and Commissioning of Secondary Surveillance Radar at Pidurutalagala	2023/03	2024/03	2024/09	Off Budget	1,710.00	635.00	140.00	100.00	62.00	1.00	6	-15	Red
129	ECT - Equipment	2021/12	2024/12	2025/6	Off Budget	113,681.99	76,290.00	-	100.00	97.50	0.00	6	-6	Red
130	ECT - Terminal Management System	2021/11	2024/04	2026/06	Off Budget	6,594.00	3,247.00	-	100.00	60.00	0.00	26	6	Red
Ministry of Justice and National Integration														
131	USAID Sri Lanka Efficient and Effective Justice Project (EEJ)	2022/09	2026/09	-	USAID	5,475.00	3.93	-	71.00	69.00	0.3	-	9	Blue
132	Strengthen Capacity Building of Forensic Drug Analysis in the Criminal Justice System in Sri Lanka	2022/07	2024/12	-	Korea	1,100.00	-	-	100.00	100.00	-	-	-	Blue
133	Stegthening Social Cohension and Peace Project (SCOPE)	2022/03	2025/08	-	EU	2,467.27	1,393.12	17.00	100.00	100.00	-	-	-	Blue
134	Comprehensive refurbishment Project of Sri Lanka Superior Courts Complex	2023/04	2025/10	2026/01	China	11,040.00	18.10	-	100.00	99.00	29.00	3	1	Light Green

No	Project Name	Commencement Date (Year & Month)	Original Completion Date (Year & Month)	New Completion Date (Year/Month)	Main Source of financing	Final TEC (Rs. Mn)	Cumulative Expenditure (Rs. Mn)	Bills in hand (Rs. Mn)	Cumulative physical Target (%)	Cumulative Physical Progress (%)	Progress During the quarter (%)	Time Extention (in months)	Remaining Period (Months)	Colour Code
135	Ministry of Justice Complex	2025/01	2028/12	-	GoSL	9,461.00	704.00	-	8.00	4.00	1.00	-	36	Light Green
136	Construction of Pallekelle Prison Complex	2007/01	2011/12	2028/12	GoSL	4,363.60	2,731.77	-	78.00	76.50	4.50	203	36	Yellow
137	Magistrate Court Complex (Colombo)	2021/01	2023/01	2026/12	GoSL	8,864.00	5,664.52	-	78.00	77.00	14.00	47	12	Yellow
138	The Support to Justice Sector Project	2022/01	2025/12	2026/12	EU	6,935.00	74.28	-	75.00	70.00	2.00	12	12	Yellow
139	Construction work of the Court Complex at Galle	2020/09	2022/03	2026/12	GoSL	1,686.00	1,264.79	-	96.00	95.60	2.60	57	12	Yellow
Ministry of Defence														
140	Tri Forces Central Ammunition Armouy and Commercial Explosive Armouy Complex at Punani	2017/07	2019/12	2025/12	GoSL	1,746.21	1,787.38	-	100.00	100.00	7.60	72	-	Blue
141	Construction of Quay at Dockyard Trincomalee - SL Navy	2015/01	2021/12	2026/12	GoSL	7,582.24	4,903.66	-	75.00	74.50	2.00	60	12	Yellow
142	Doppler Weather Radar System	2019/01	2022/12	2028/12	JICA	4,491.45	106.45	1.83	51.00	50.00	10.00	72	36	Yellow
143	Reduction of Landslide Vulnerability by Mitigation Measures	2019/01	2023/12	2027/06	GoSL	21,378.25	11,776.18	-	62.20	61.88	2.67	42	18	Amber
144	Defence Head Quarters Complex - Phase 01	2011/02	2016/10	2025/10	GoSL	65,450.69	59,048.59	21.07	91.22	91.01	0.25	108	-2	Red
145	Army Hospital Project - Stage 3	2017/01	2022/12	-	GoSL	4,004.04	1,708.40	-	100.00	20.29	0.24	-	-36	Red
146	Resettlement of Displaced People Due to Landslide Threats and Landslide	2017/01	2021/12	2021/12	GoSL	21,050.00	6,426.83	-	100.00	62.26	3.62	12	-48	Red
147	Strategic Defence Communication Network Project	2018/12	2022/12	-	AiIB	1,192.00	684.48	-	100.00	71.00	0.00	-	-36	Red
Ministry of Public Security and Parliamentary Affairs														
148	Development of Police Academy	2015/01	2020/12	2027/12	GoSL	1,185.13	561.37	-	90.00	86.70	0.00	84	24	Amber
Ministry of Digital Economy														
149	Electronic National Identity Card Project (e-NIC)	2012 /01	2020/12	2025/12	GoSL	10,080.85	5,731.55	-	100.00	85.00	-	60	-	Blue
150	Digital Economy through Technology Diffusion	2021/12	2024/12	2025/12	GoSL	1,002.00	0.31	-	100.00	30.00	-	12	-	Blue

No	Project Name	Commencement Date (Year & Month)	Original Completion Date (Year & Month)	New Completion Date (Year/Month)	Main Source of financing	Final TEC (Rs. Mn)	Cumulative Expenditure (Rs. Mn)	Bills in hand (Rs. Mn)	Cumulative physical Target (%)	Cumulative Physical Progress (%)	Progress During the quarter (%)	Time Extention (in months)	Remaining Period (Months)	Colour Code
151	Capacity Building for Digitally Inclusive Sri Lanka	2021/12	2024/12	2025/12	GoSL	1,055.00	4.40	-	100.00	40.00	-	12	-	Blue
152	Sri Lanka-Unique Digital Identity Framework (SLUDI)	2021/11	2023/12	2028/12	GoSL	6,810.00	92.06	-	25.00	20.00	0.00	60	36	Amber
Ministry of Housing, Construction and Water Supply														
153	Water Supply and Sanitation Improvement Project - Phase I	2015/12	2020/12	2025/12	World Bank	35,450.00	52,231.04	-	100.00	100.00	0.11	60	-	Blue
154	Greater Rathnapura Water Supply Project-Distribution	2018/12	2020/06	2023/09	Local Banks	1,530.00	600.00	-	100.00	61.00	-	39	-	Blue
155	Infilling at Aranthalawa, Tempitiya, Borapola and Pullumalai villages in Mahaoya A3 40	2021/09	2022/10	2027/03	GoSL	290.00	96.74	0.68	100.00	100.00	-	53	15	Blue
156	Gampaha, Attanagalla & Minuwangoda Intergrated Water supply Scheme	2017/02	2020/02	2026/09	China	33,060.00	54,001.13	-	98.40	98.38	0.37	79	9	Yellow
157	Ambatale Water Supply Systems Improvement & Energy Saving Project	2016/06	2019/06	2026/06	AFD	13,000.00	15,401.12	-	96.50	95.20	0.39	84	6	Amber
158	Jaffna Kilinochchi Water Supply & Sanitation Project	2011/02	2017/08	2029/12	ADB	35,881.49	41,264.45	-	97.5	97.00	0.86	148	48	Amber
159	Anamaduwa Integrated Water Supply Project	2017/02	2020/05	2028/12	Spain	8,625.17	6,302.32	-	88.51	79.56	0.53	103	36	Amber
160	Polgahawela, Pothuhera & Alawwa IWSP	2017/07	2020/06	2026/06	India	20,207.80	20,654.98	-	99.23	95.03	0.33	72	6	Amber
161	Aluthgama Mathugama Agalawatta Integrated Water Supply Project	2017/05	2020/05	2026/06	India	32,278.00	37,762.48	-	99.90	98.86	0.16	73	6	Amber
162	Thambuttegama Water Supply Project	2018/07	2021/06	2026/09	China	16,166.28	31,782.12	-	98.20	95.10	2.09	63	9	Amber
163	Kandy City Wastewater Management Project	2010/07	2019/07	2027/08	JICA	22,588.00	20,446.29	-	98.31	95.36	0.26	83	20	Amber
164	Phase 2-Stage 1 of Ratmalana/Moratuwa Wastewater Disposal Project	2016/07	2025/12	-	AFD	16,073.00	3,260.76	-	100.00	49.43	4.21	-	-	Amber
165	Kandy North Pathadumbara Integrated WSP	2019/08	2022/08	2027/06	China	51,324.25	44,553.37	-	92.00	90.36	0.64	40	18	Amber
166	Anuradhapura North Water Supply Project Phase II	2018/05	2024/06	2031/06	JICA	31,598.18	415.95	-	15.79	13.14	0.00	84	66	Amber
167	Kalu Ganga water supply Expantion Project I	2020/12	2025/4	2029/10	JICA	55,338.00	1,214.31	-	7.40	6.39	0.00	54	46	Amber

No	Project Name	Commencement Date (Year & Month)	Original Completion Date (Year & Month)	New Completion Date (Year/Month)	Main Source of financing	Final TEC (Rs. Mn)	Cumulative Expenditure (Rs. Mn)	Bills in hand (Rs. Mn)	Cumulative physical Target (%)	Cumulative Physical Progress (%)	Progress During the quarter (%)	Time Extention (in months)	Remaining Period (Months)	Colour Code
168	Ruwanwella Water Supply Project	2019/12	2022/03	2028/09	Korea	6,587.00	3,265.77	-	81.80	76.21	1.01	78	33	Amber
169	Laggala New Town Water Supply Project	2016/07	2018/07	2026/03	Local Banks	4,496.00	3,958.76	-	99.50	96.09	0.09	92	3	Amber
170	Wilgamuwa Wsp	2016/08	2018/07	2028/12	Local Banks	3,580.00	1,833.22	-	90.09	77.88	1.11	125	36	Amber
171	Greater Galle WSP Stage III A4-16	2021/03	2023/12	2027/09	GoSL	650.00	396.51	1.78	75.00	72.06	0.00	45	21	Amber
172	Greater Mathale WSP Stage II A4 40	2021/01	2024/12	2027/12	GoSL	4,844.00	1,096.72	56.80	45.00	44.68	11.25	57	48	Amber
173	Service level improvement to Trincomalee City and Surrounding areas A2 90	2021/08	2024/07	2028/12	GoSL	1,791.91	900.63	55.80	50.00	43.09	2.38	53	36	Amber
174	A2-91 Increasing service coverage and Service level improvement in Dehiwatha, Thoppur and Surrounding areas	2021/08	2023/06	2028/12	GoSL	560.00	172.93	-	55.00	49.11	0.10	54	48	Amber
175	A3-43 Distribution Expansion in Batticaloa District	2021/09	2022/12	2029/09	GoSL	310.00	240.47	18.57	60.00	47.91	0.00	81	48	Amber
176	Replacement of PVC pipe service connection to HDPE pipe in Ampara & Akkaraipattu region A3 65	2022/01	2025/12	2029/09	GoSL	130.00	124.69	-	65.00	52.00	0.00	45	45	Amber
177	Improvement and taking over of CBOs in Padalangala and Thorakolayaya area- laying of 36.25 km Transmission & Distribution pipe lines (HDPE/UPVC) A3 31	2021/02	2022/08	2028/12	GoSL	2,631.00	435.89	-	80.00	65.44	0.00	76	36	Amber
178	Medirigiriya WTP- Phase 2 A2 23	2021/01	2023/01	2029/09	GoSL	1,652.00	419.20	15.50	60.00	54.90	0.90	80	45	Amber
179	Improvements to Nayabedda water source and distribution improvement in Bandarawela and suburb area (70), Water Treatment Improvement in Badulla District WSS(Medawela, Wewessa, Bogahakumbura, Keppetipola, Lunuwatta) (71) A2 - 73 A2 - 74	2021/03	2022/08	2029/09	GoSL	1,155.00	347.01	1.90	36.90	36.47	2.92	85	45	Amber

No	Project Name	Commencement Date (Year & Month)	Original Completion Date (Year & Month)	New Completion Date (Year/Month)	Main Source of financing	Final TEC (Rs. Mn)	Cumulative Expenditure (Rs. Mn)	Bills in hand (Rs. Mn)	Cumulative physical Target (%)	Cumulative Physical Progress (%)	Progress During the quarter (%)	Time Extention (in months)	Remaining Period (Months)	Colour Code
180	Distribution improvements in Demodara WSS Extension to Damanwara , Sirimalagama area of Badulla wss and Ella Ballaketuwa zone after improving the Demodara Distribution system A3 35	2021/06	2025/12	2029/09	GoSL	1,500.00	1,138.69	0.05	32.18	30.80	2.84	45	45	Amber
181	Badalkumbura WSP A4 24	2021/03	2023/09	2029/09	GoSL	1,650.00	1,183.84	1.37	64.10	61.90	5.65	72	45	Amber
182	Greater Monaragala IWSP phase I A4 85	2022/04	2025/09	2029/09	GoSL	1,695.08	204.72	11.57	64.19	63.68	2.56	48	48	Amber
183	Nattandiya – Wennappuwa, Kakkapalliya, Mawathagama WSS, Lake side pumps in Kurunegala WSS A2-GoSL, 14, 15, 47, A3-47	2021/07	2022/12	2029/09	GoSL	4,500.00	251.80	17.03	50.00	48.00	18.70	81	45	Amber
184	Distribution Expansion in Deduru Oya Integrated Water Supply Project & Ambanpola, Galgamuwa Area (A3-13)	2021/05	2022/10	2029/09	GoSL	1,200.00	682.72	39.40	70.00	66.39	6.21	83	45	Amber
185	Distribution Expansion in Polgahawela - Pothuhera - Alawwa Integrated Water Supply Project (A3-14)	2021/04	2022/12	2029/09	GoSL	1,908.00	186.31	1.86	45.00	23.99	0.17	81	45	Amber
186	Infilling of Distribution lines in Jaffna Region (Jaffna, Kilinochchi, Mullaithivu) A3 21	2021/06	2023/12	2029/09	GoSL	1,041.00	330.91	56.40	65.00	44.99	0.00	69	45	Amber
187	Anuradhapura South WSP phase II A4 47	2022/06	2024/06	2029/09	GoSL	1,182.00	414.54	-	60.00	34.06	0.23	63	45	Amber
188	Improvement of Awissawella Water Treatment Plant A2 02	2021/05	2023/08	2026/12	GoSL	1,495.00	72.06	-	55.00	12.87	0.00	40	12	Red
189	Improvement of Awissawella Water Treatment Plant (5000m3/day) A4 01	2021/04	2023/04	2026/06	GoSL	1,692.00	235.09	-	45.00	7.00	1.25	38	6	Red
190	Infilling Work of Gampaha, Attanagalla and Minuwangoda Integrated Water Supply Scheme (A3-11)	2021/05	2022/08	2029/09	GoSL	1,224.00	455.88	7.47	54.25	51.95	0.33	85	45	Red

No	Project Name	Commencement Date (Year & Month)	Original Completion Date (Year & Month)	New Completion Date (Year/Month)	Main Source of financing	Final TEC (Rs. Mn)	Cumulative Expenditure (Rs. Mn)	Bills in hand (Rs. Mn)	Cumulative physical Target (%)	Cumulative Physical Progress (%)	Progress During the quarter (%)	Time Extention (in months)	Remaining Period (Months)	Colour Code
191	Distribution expansion of Matugama / Agalawatta areas in Kalutara district A3 - 12	2020/10	2023/12	2027/12	GoSL	3,294.91	228.04	8.52	38.86	25.93	3.70	48	24	Red
192	Capacity improvement and distribution expansion project of Lunugamwehera WSS A2 46	2021/01	2022/12	2027/12	GoSL	1,303.00	133.88	3.31	60.00	49.00	0.00	60	12	Red
193	Matara Stage iv Distribution improvement Phase I A3-29	2021/03	2023/12	2028/12	GoSL	5,000.00	2,751.68	57.40	55.00	37.75	0.00	60	36	Red
194	Increase service coverage in Unnichchai and surrounding areas A2 86	2021/08	2023/02	2027/11	GoSL	1,200.00	9.75	-	45.00	43.00	25.57	57	23	Red
195	Improvement of Dehiyathakandiya & Lihiniyagama WSS A2 83	2021/10	2022/08	2025/08	GoSL	413.00	22.40	-	100.00	23.70	0.00	36	-4	Red
196	Improvement of Thriukovil WSS A2 82	2022/01	2025/05	2027/01	GoSL	340.00	10.80	-	40.00	19.08	1.00	21	13	Red
197	A3-66 Zoning arrangement at water supply schemes in Ampara & Akkaraipattu Region	2021/10	2022/09	2025/12	GoSL	440.00	101.90	0.83	100.00	32.53	8.76	39	3	Red
198	Dehiyathakandiya Integrated Water Supply Project A4 88	2022/01	2026/04	2027/12	GoSL	1,200.00	62.12	-	50.00	21.42	0.00	20	24	Red
199	Upgrading Muthur Water Treatment Plant capacity from 8500cum/day to 17,000cum/day including Intake improvement at Neelapola A2 89	2022/02	2025/12	-	GoSL	350.00	-	-	100.00	5.50	0	-	-	Red
200	Water Source improvement in Eachchliampattu Water Supply Scheme A2 93	2021/08	2023/06	2025/12	GoSL	245.00	-	-	100.00	5.68	0.00	30	-	Red
201	Augmentation of Thissawewa WTP A2 16	2021/03	2023/07	2027/04	GoSL	2,720.00	315.96	-	50.00	35.66	0.59	45	16	Red
202	Bandarawela WSP phase I & II A4 23	2022/02	2025/12	-	GoSL	9,000.00	192.63	67.60	100.00	21.75	14.02	-	3	Red
203	Augmentation of Oddusudan A2 35	2023/05	2025/12	-	GoSL	1,050.00	43.49	-	100.00	12.81	0.97	-	3	Red
204	Housing Programme for Conflict Affected Families in Northern and Eastren Provinces	2021/12	2025/12	2027/12	GoSL	29,098.14	11,645.77	-	42.00	40.00	0.00	24	24	Red

No	Project Name	Commencement Date (Year & Month)	Original Completion Date (Year & Month)	New Completion Date (Year/Month)	Main Source of financing	Final TEC (Rs. Mn)	Cumulative Expenditure (Rs. Mn)	Bills in hand (Rs. Mn)	Cumulative physical Target (%)	Cumulative Physical Progress (%)	Progress During the quarter (%)	Time Extention (in months)	Remaining Period (Months)	Colour Code
Ministry Rural Development, Social Security and Community Empowerment														
205	Social Protection Project	2023/09	2027/09	-	World Bank	2,560.00	31.66	160.88	59.50	40.00	10.5	-	21	Yellow
Ministry of Buddhasana, Religious and Cultural Affairs														
206	Installation of a Mobile Racking System for the main building of the National Archives	2021/01	2022/12	2026/06	GoSL	700.00	145.31	-	60.00	48.00	0.00	42	6	Amber
207	Providing solar power facilities for the religious places	2024/01	2027/12	-	India	3,225.00	1.02	-	45.00	25.00	0.00	-	24	Amber
208	Renovating the Main Office Building	2019/01	2020/12	2026/12	GoSL	2,229.00	771.61	-	80.00	73.00	1.00	72	12	Red
Ministry of Industry and Entrepreneurship Development														
209	Create Dedicated Zone for Textile Manufacturing and Related Industries Eravur	2020/01	2023/12	-	GoSL	1,961.96	1,961.96	-	100.00	96.70	0	-	-24	Red
210	Traditional and Rural Industrial Promotion Programme	2021/01	2025/12	-	GoSL	5,870.00	1,663.41	-	100.00	75.00	12.5	-	-	Red
Ministry of Public Administration, Provincial Councils and Local Government														
211	General Education Modernization Programme	2018/04	2024/06	2026/06	World Bank	9,303.00	15,280.06	-	100.00	99.70	2.70	24	6	Blue
212	Construction of 160 bridges (GOSL/ Netherland) - Phase 5	2021/07	2024/07	2026/02	Netherland	14,367.00	14,279.74	-	100.00	99.85	1.85	19	2	Light Green
213	Greater Colombo Water & Waste Water Management Project	2010/06	2015/06	2025/12	GoSL	20,531.00	20,429.03	-	100.00	99.50	4.50	126	-	Yellow
214	Rural Infrastructure Development Project in Emerging Region	2017/07	2023/12	2028/08	JICA	20,622.00	7,586.81	84.86	63.00	41.20	0.50	56	32	Yellow
215	Greater Colombo Water & Waste Water Management Improvement investment programme - Tranche 3	2017/01	2022/01	2028/05	EU	8,750.00	2,580.76	21.19	25.00	5.00	2.12	77	29	Amber
216	e-Grama Niladhari Project (e-GN)	2018/01	2019/12	2025/12	GoSL	1,689.22	564.50	-	100.00	32.95	0.00	72	-	Red