



Debt Data Report

Mid 2025

Published Semi-Annually

Public Debt Management Office
Ministry of Finance, Planning and Economic Development
Sri Lanka

Content

01

Overview

02

Summary of Public Debt

03

Domestic Debt of the Government

04

External Debt of the Government

05

Debt of Provincial Council & Local Government Authorities

06

Debt / Government Guarantees of State Owned Enterprises

07

Restructuring Agreements entered into by Sri Lanka during the preceding six-month period

08

Annexures

Debt Data Report

As of Mid-2025

Published on 31 December, 2025

01 OVERVIEW

This publication is prepared and published under the Information Disclosure Covenant which sets out the ongoing obligations of the Government of the Democratic Socialist Republic of Sri Lanka under the Macro-Linked Bonds and Governance-Linked Bonds (together, the "New International Bonds") issued by the Government on December 20, 2024.

02 SUMMARY OF PUBLIC DEBT

1



Summary of Public Debt as of June 30, 2025

	USD million	End June 2025
Debt of the Government	Domestic Debt	65,524
	LKR Denominated	63,368
	FX Denominated	2,156
	External Debt	37,138
	Bilateral	11,001
	Multilateral ³	13,452
	Market Borrowings	12,685
	Total Debt of the Government	102,662
PC & LG Debt	Sub National Borrowings	
	Provincial Councils (PCs)	-
	Local Governments (LGs)	26
	(LKR Denominated)	
	Total PC & LG Debt⁴	26
SOE Debt	SOE Guaranteed Debt	4,771
	LKR Denominated	1,983
	FX Denominated	2,788
	Total Debt of SOEs Debt	4,771
Total Public Debt (Gross)		107,459

Sources: Public Debt Management Office, Department of Treasury Operations, Central Bank of Sri Lanka, Ministry of Public Administration, Provincial Councils & Local Government

Notes:

¹ For the conversion of figures in different currencies into USD, the exchange rates as of 28st March 2025 have been used (ex. USD:LKR = 296.3472).

² Provisional, for the conversion of figures in different currencies into USD, the exchange rates as at 30th June 2025 have been used (ex. USD:LKR = 299.9674).

³ Includes receipts under IMF's EFF 23-26 program


⁴ Provisional for end of June 2025, Data were collected from the Ministry of Public Administration, Provincial Councils & Local Governments

Sources: Public Debt Management Office and Central Bank of Sri Lanka

Note: for the conversion of figures in different currencies into USD, the exchange rates as at 30th June 2025 have been used (ex. USD:LKR = 299.9674).

03 EXTERNAL DEBT OF THE GOVERNMENT

Outstanding of Government External Debt



Notes

PC =Paris Club Countries, NPC =Non-Paris Club Countries

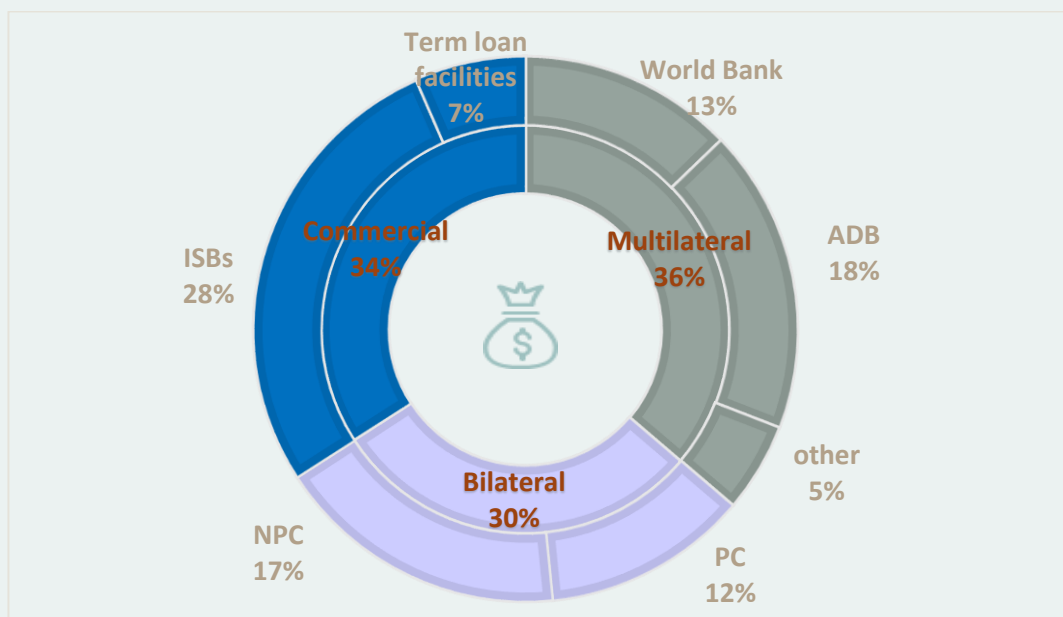
¹ Outstanding amounts of ISBs have not been classified on the current resident/non-resident basis of their holdings.

As of the end of June 2025, total government external debt stood at USD 37,138 million, reflecting a nominal reduction of USD 104 million from USD 37,242 million recorded at the end of the first quarter of 2025.

The creditor category-wise composition of external debt is depicted in the following graph;

3

Composition of Government External Debt –End June 2025



Multilateral debt accounts for 36 percent of total government external debt, followed by commercial debt at 34 percent and bilateral debt at 30 percent. Approximately 81 percent of commercial debt comprises International Sovereign Bond (ISB) issuances,

with the remainder consisting of foreign currency term financing facilities (syndicated loans).

The Asian Development Bank and the World Bank are the major multilateral creditors representing over 85 percent of the total multilateral debt. Under Bilateral debt, 59 percent represented by non-Paris Club countries while about 41 percent from Paris club countries.

Outstanding of Government External Debt by Creditor Countries and Organizations as end of June 2025

Debt of the Government	Debt Outstanding (including unpaid Principal) in USD million	Unpaid Principal as of end June 2025 in USD million
	37,138.3	1,040.0
Multilateral	13,451.8	-
<i>Asian Development Bank</i>	6,722.1	-
<i>World Bank</i>	4,749.1	-
<i>International Monetary Fund</i>	1,396.0	-
<i>International Fund for Agricultural Development</i>	171.4	-
<i>Asian Infrastructure Investment Bank</i>	164.4	-
<i>OPEC Fund for International Development</i>	154.0	-
<i>European Investment Bank</i>	80.6	-
<i>Nordic Development Fund</i>	14.2	-
Bilateral	11,001.1	771.4
Paris Club Countries	4,523.1	605.1
<i>Japan</i>	2,540.3	-
<i>France</i>	478.4	2.0
<i>Korea</i>	298.3	46.8
<i>Netherlands</i>	286.7	137.5
<i>Germany</i>	218.9	63.1
<i>UK</i>	185.9	104.8
<i>USA</i>	132.5	77.3
<i>Austria</i>	115.3	23.4
<i>Spain</i>	107.5	20.0
<i>Russia</i>	35.4	35.4
<i>Sweden</i>	34.7	34.7
<i>Denmark</i>	35.5	20.1
<i>Australia</i>	25.0	22.9
<i>Canada</i>	17.9	8.0
<i>Belgium</i>	10.7	9.1
Non Paris Club Countries	6,478.0	166.2
<i>China</i>	4,946.0	36.1
<i>India</i>	1,172.9	11.8
<i>Saudi Arabia</i>	176.9	46.0
<i>Kuwait</i>	95.9	27.3
<i>Hungary</i>	51.2	10.0
<i>Iran</i>	32.9	32.9
<i>Pakistan¹</i>	2.1	2.1
Commercial	12,685.5	268.7
<i>ISBs²</i>	10,255.1	268.7
<i>Term loan facilities – China Development Bank</i>	2,430.4	-

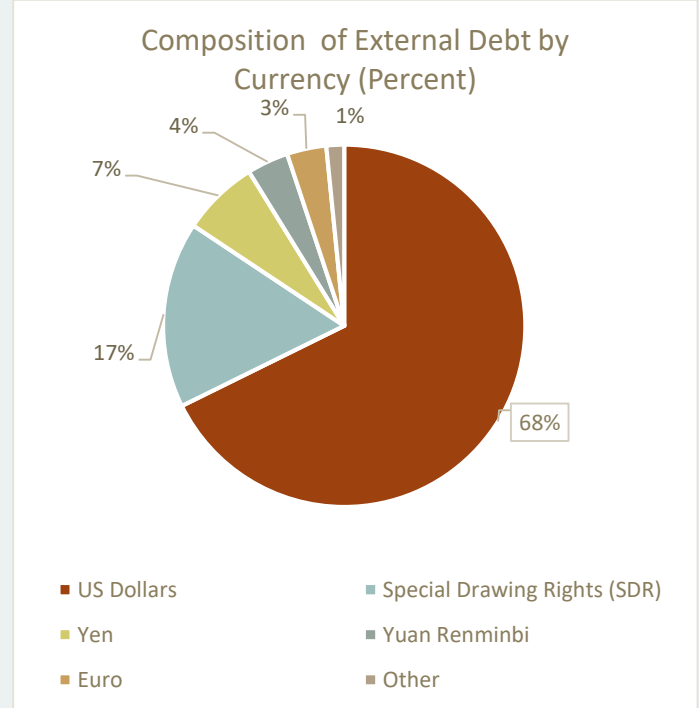
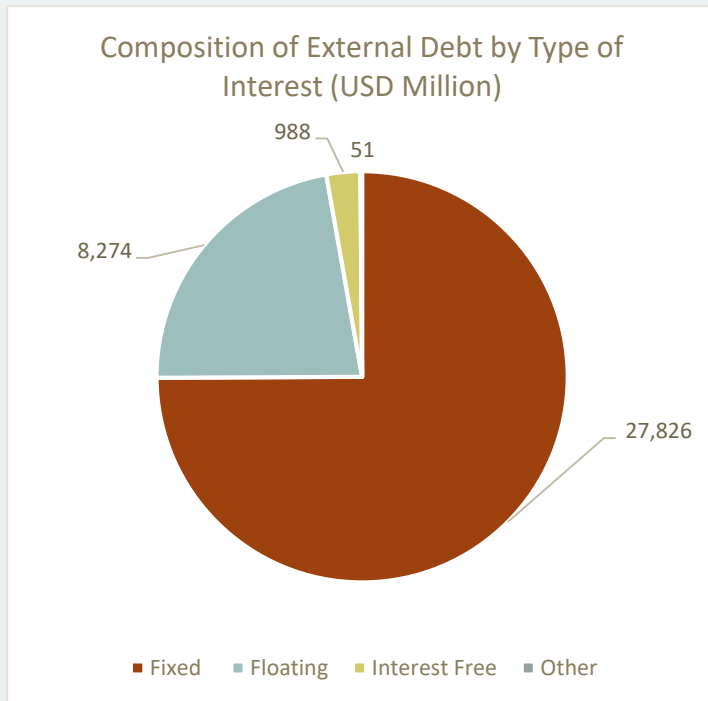
Source: Public Debt Management Office

Notes:

¹ To be reconciled with lender

² Previous ISBs were exchanged for new bonds effective March 31, 2024, while the remaining USD 268.7 million of ISBs remains due for restructuring

Composition of Government External Debt



Source: Public debt management Office

75 percent of the Government external debt consists of the instruments obtained at fixed interest rate, whereas, 22 percent at floating interest rates.

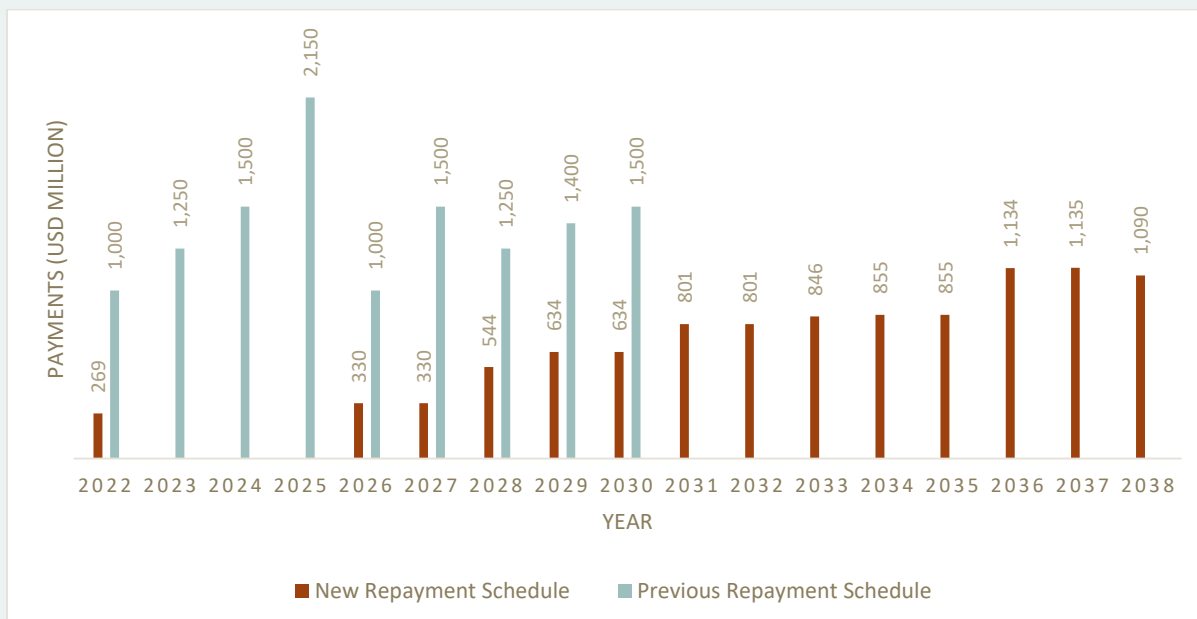
5

Details of ISBs

Bond Exchange Name	Date of Issuance (DD/MM/YYYY)	Amount (USD million)	Tenure (Years)	Maturity Date (DD/MM/YYYY)
International Sovereign Bonds 2012 - USD 1000 mn ¹	25/07/2012	269	10	25/07/2022
Sri Lanka Macro Linked Bond 2030_ (ISB Restructure 2024)	20/12/2024	1,087	6	15/01/2030
Sri Lanka Macro Linked Bond 2033_ (ISB Restructure 2024)	20/12/2024	2,132	9	15/03/2033
Sri Lanka Macro Linked Bond 2036_ (ISB Restructure 2024)	20/12/2024	999	12	15/05/2036
Sri Lanka Macro Linked Bond 2038_ (ISB Restructure 2024)	20/12/2024	1,999	14	15/02/2038
Sri Lanka Governance Linked Bond 2035_ (ISB Restructure 2024)	20/12/2024	1,440	11	15/06/2035
Sri Lanka USD Step-Up Bond 2038_ (ISB Restructure 2024)	20/12/2024	1,126	14	15/06/2038
Sri Lanka PDI Bond_ (ISB Restructure 2024)	20/12/2024	1,203	4	15/04/2028
Total		10,255		

Note: ¹ to be restructured

Repayment Schedule of ISBs



Source: Public Debt Management Office

Note: 2022 includes the balance of USD 269 million to be restructured
ISBs have not been classified on the current resident/ non-resident basis of its holdings

04 DOMESTIC DEBT OF THE GOVERNMENT

Summary of Outstanding Domestic Debt

Source	Outstanding Debt (USD million)
Treasury Bills	13,070
Treasury Bonds	50,136
Term Loan - BOC	1,582
Term Loan - PB	546
Suhurupaya Loan Account of Ministry of Defense	10
Retirement Gratuity Loan Account	129
Development Project Loans ¹	51
Total	65,524

Notes

¹ borrowings from Domestic Banks from 2011 to 2019 to finance for development projects implemented by Roads Development Authority, Ministry of Health and National Water Supply & Drainage Board
for the conversion of figures in different currencies into USD, the exchange rates as at 30th June 2025 have been used (ex. USD:LKR = 299.9674).

05. SUMMARY OF DEBT OF PROVINCIAL COUNCILS & LOCAL GOVERNMENT AUTHORITIES

Province/Local Authority	No. of total Local Government Authorities	Outstanding Debt as at 30 June 2025 (RS Mn) ¹	Outstanding Debt as at 30 June 2025 (USD Mn)
Western Province Local Government Authorities	17	2,634.65	8.78
Central Province Local Government Authorities	9	470.09	1.57
Southern Province Local Government Authorities	20	244.41	0.81
North-Western province Local Government Authorities	15	3,729.59	12.43
Sabaragamuwa province Local Government Authorities	12	283.94	0.95
Northern province Local Government Authorities	2	2.87	0.01
Eastern province Local Government Authorities	5	31.45	0.10
Uva province Local Government Authorities	10	156.93	0.52
North-Central province Local Government Authorities	9	133.29	0.44
Total	99	7,687.22	25.61

Source: Ministry of Public Administration, Provincial Councils & Local Governments

Notes:

¹ Provisional, for the conversion of figures in LKR into USD, the exchange rates as at 30th June 2025 have been used.

06. DEBT OF SOES' TREASURY GUARANTEES & LETTER OF COMFORTS ISSUED BY GENERAL TREASURY

No	Name of the Institution	Name of the Bank or Institution	Outstanding Amount - Capital as at 30.06.2025				Total (USD Mn)
			US\$ Mn.	Euro Mn.	J.Yen Mn.	Rs. Mn.	
1	Central Bank of Sri Lanka	Reserve Bank of India	1,103.43				1,103.43
2	Road Development Authority	Bank of Ceylon				110,746.31	1,024.92
		Commercial Bank				4,755.93	
		DFCC Bank				4,809.55	
		Hatton National Bank				20,133.15	
		National Development Bank PLC				6,299.84	
		National Savings Bank				108,994.82	
		People's Bank	9.37			39,005.04	
		Sampath Bank				9,886.36	
3	National Water Supply & Drainage Board	Bank of Ceylon				39,349.88	806.26
		China Development Bank	200.72				
		Commercial Bank				492.21	
		DFCC Bank				3,339.63	
		Exim Bank of India	156.03				
		Hatton National Bank				7,274.15	
		ING Bank, NV of Netherlands		71.32			
		National Development Bank PLC				14,471.89	
		National Savings Bank				27,106.37	
		People's Bank				3,366.15	
4	Sri Lankan Airlines Limited	UniCredit Bank Austria AG		40.80			502.24
		Bank of Ceylon	105.00			12,900.00	
		DB Trustees (Hong Kong) Limited	175.00				
		International Air Transport Association	11.60				
5	Ceylon Electricity Board	People's Bank	105.38			18,673.93	379.68
		Asian Development Bank	301.54				
		Bank of Ceylon				1,239.54	
		Hatton National Bank	0.72				
		Industrial And Commercial Bank of China Limited	26.53				
		National Savings Bank				3,500.00	
6	Airport & Aviation Services (Sri Lanka) Limited	People's Bank				10,527.07	228.56
		Japan International Cooperation Agency (JICA)			26,771.00		
		Hongkong & Shanghai Banking Co.Ltd.	29.50				
7	Ceylon Petroleum Corporation	Hatton National Bank				4,000.00	287.80
		People's Bank	5.02				
		China National Chemical Engineering No.14 Construction Co. Ltd	23.67				
		Bank of Ceylon				77,724.75	

No	Name of the Institution	Name of the Bank or Institution	Outstanding Amount - Capital as at 30.06.2025				Total (USD Mn)
			US\$ Mn.	Euro Mn.	J.Yen Mn.	Rs. Mn.	
8	Bank of Ceylon & People's Bank	Asian Infrastructure Investment Bank (AIIB)	100.00				100.20
		Export Development Board				60.00	
9	General Sir John Kotelawala Defence University	Bank of Ceylon				35.83	105.05
		National Savings Bank				31,474.94	
10	Regional Development Bank	Asian Development Bank	50.00				50.00
11	Ceylon Shipping Corporation Ltd	People's Bank	47.55				47.55
12	Mihin Lanka Limited	Bank of Ceylon	5.00			1,650.00	20.67
		People's Bank	5.00			1,550.92	
13	National School of Business Management Limited	Bank of Ceylon				5,225.00	17.42
14	Lanka Sathosa Limited	People's Bank				4,734.02	15.78
15	Sri Lanka Insurance Corporation	People's Bank	12.00				12.00
16	Lanka Coal Company (Pvt) Ltd	Bank of Ceylon				13,087.29	43.63
17	State Engineering Corporation	Bank of Ceylon				2,399.99	8.00
18	Techno Park Development Company Private Limited	National Savings Bank				750.00	5.00
		People's Bank				750.00	
19	Sri Lanka Land Reclamation & Development Corporation	National Savings Bank				934.01	3.11
20	Paddy Marketing Board	People's Bank				751.99	2.51
21	State Development and Construction Corporation	Bank of Ceylon				990.61	3.30
22	Co-operative Wholesale Establishment	Paddy Marketing Board				729.60	2.43
23	State Printing Corporation	People's Bank				-	-
24	Building Materials Corporation Ltd	Bank of Ceylon				500.00	1.67
25	Ceylon Fisheries Corporation	Bank of Ceylon				158.62	0.53
26	Janatha Estates Development Board	Bank of Ceylon				80.21	0.27
27	Northsea Limited	Sri Lanka Savings Bank				55.36	0.31
		Bank of Ceylon				37.41	
28	Sri Lanka State Plantation Corporation	People's Bank				81.90	0.27
29	Sri Lanka Rupavahini Corporation	Bank of Ceylon				30.20	0.10
30	National Paper Corporation	People's Bank				48.53	0.16
Grand Total			2,471.06	112.12	26,771.00	594,713.00	4,770.84

07 RESTRUCTURING AGREEMENTS ENTERED INTO BY SRI LANKA DURING THE PRECEDING SIX-MONTH PERIOD

During the first six months of 2025, Sri Lanka entered into several key bilateral debt restructuring agreements, further advancing the external debt restructuring process. On 24 March 2025, Sri Lanka successfully concluded the restructuring of its bilateral debt with the Government of Japan through the signing of bilateral amendatory agreements. Subsequently, bilateral amendatory agreements were signed with the Export-Import Bank of India on 25 March 2025 and 3 April 2025, covering outstanding Lines of Credit and Buyer's Credit facilities.

In addition, Sri Lanka completed the restructuring of its bilateral debt with the Government of the French Republic through the signing of amendatory agreements on 16 June 2025. These agreements are consistent with the parameters agreed under the Common Framework-aligned restructuring process and are assessed to be in line with the Comparability of Treatment and the debt sustainability targets under the IMF-supported programme.

Following the execution of these agreements, Sri Lanka has resumed regular debt servicing to the respective creditors.

08 ANNEXURES

1. Outstanding of Government External Debt Stock by Creditor

Lender	Debt Outstanding (including unpaid Principal) as of 30 June 2025	Unpaid Principal as of end June 2025
	in USD million	in USD million
External Debt of the Government	37,138.3	1,040.0
Bilateral	11,001.1	771.4
AB Svensk Export Credit (Sweden)	34.7	34.7
Agence Francaise De Dev.(France)	181.7	2.0
ANZ Investment Bank (Australia)	18.1	18.1
Banco Bilbao Vizcaya Argentaria - Spain	20.5	14.4
Bank Austria Creditanstalt AG	11.4	8.5
BNP Paribas-Belgium	2.7	1.1
Calyon Credit Agricole CIB (France)	227.7	-
China Development Bank Corporation	612.2	-
Co-op Centrale Raiffeisen (Netherlands)	240.4	126.0
Deutsche Bank AG (United Kingdom)	132.4	69.8
ERSTE BANK- AUSTRIA	11.2	-
Export Development Bank of Iran	32.9	32.9
Export Finance & Ins. Corporation. -Australia	6.9	4.8
Export-Import Bank of China	4,196.8	-
Export Import Bank of United States	40.1	20.0
Export Import Bank of Hungary	51.2	10.0
Export Import Bank of India	877.5	-
Fortis Bank NV/Fortis Banque SA-Belgium	2.1	2.1
Government of Canada	17.9	8.0
Government of France	68.9	-
Government of India	14.4	11.8
Government of Japan	2,540.3	-
Government of Kuwait	95.9	27.3
Government of Pakistan EC	2.1	2.1
Government of the Republic of Korea	298.3	46.8
Government of the Russian Federation	35.4	35.4
Government of the Federal Republic of Germany	218.9	63.1
Government of The People's Republic of China	14.0	4.6
Government of the United States of America	84.9	52.7
HSBC (With Guarantee of EKF Denmark)	35.5	20.1
HSBC Bank PLC (UK)	53.3	35.0
HSBC Limited (Hongkong)-China	123.1	31.5

Lender	Debt Outstanding (including unpaid Principal)	Unpaid Principal as of end June 2025
	in USD million	in USD million
ING Bank N. V. (Netherlands)	46.3	11.6
KBC Bank of Belgium	6.0	6.0
Kingdom of Spain	87.1	5.6
Raiffesen Zentral Bank (Austria)	39.3	5.2
Saudi Fund For Arab Economic Development	176.9	46.0
State Bank of India	281.0	-
The Riggs National Bank of Washington DC	7.5	4.5
Uni Credit Bank (Austria)	53.3	9.7
Multilateral	13,451.8	-
Asian Development Bank	6,722.1	-
Asian Infrastructure Investment Bank	164.4	-
European Investment Bank	80.6	-
Int. Fund for Agricultural Development	171.4	-
International Monetary Fund EFF 23-26 Pr	1,396.0	-
Nordic Development Fund	14.2	-
OPEC Fund for International Development	154.0	-
World Bank	4,749.1	-
Market Borrowings (Commercial)	12,685.5	268.7
ISBs	10,255.1	268.7
Term Loan Facilities - China Development Bank	2,430.4	-

2. Details of Outstanding Treasury Bills¹ as at 30 June 2025

Maturity Date	ISIN	Face Value (Rs Mn)
July 4, 2025	LKA09125G043	10,862.00
	LKA18225G040	68,659.00
	LKA36425G044	46,107.00
July 11, 2025	LKA09125G118	5,103.00
	LKA18225G115	33,981.00
	LKA36425G119	36,074.00
July 18, 2025	LKA09125G183	4,096.00
	LKA18225G180	38,499.00
	LKA36425G184	53,481.00
July 25, 2025	LKA09125G258	18,910.00
	LKA18225G255	54,532.00
	LKA36425G259	50,155.00
August 1, 2025	LKA09125H017	11,371.00
	LKA18225H014	65,774.00
	LKA36425H018	25,435.00
August 8, 2025	LKA09125H082	11,181.00
	LKA18225H089	66,455.00
	LKA36425H083	11,608.00
August 15, 2025	LKA09125H157	9,962.00
	LKA18225H154	83,356.00
	LKA36425H158	20,637.00
August 22, 2025	LKA09125H223	12,959.00
	LKA18225H220	64,542.00
	LKA36425H224	4,516.00
August 29, 2025	LKA09125H298	19,162.00
	LKA18225H295	65,750.00
	LKA36425H299	3,534.00
September 5, 2025	LKA09125I056	16,000.00
	LKA18225I053	61,053.00
	LKA36425I057	2,931.00
September 12, 2025	LKA09125I122	22,384.00
	LKA18225I129	59,106.00
	LKA36425I123	1,105.00
September 19, 2025	LKA09125I197	31,027.00
	LKA18225I194	49,325.00
	LKA36425I198	989.00
September 26, 2025	LKA09125I262	7,985.00
	LKA18225I269	31,204.00
	LKA36425I263	1,784.00
October 3, 2025	LKA18225J036	25,918.00
	LKA36425J030	3,314.00
October 10, 2025	LKA18225J101	14,119.00
	LKA36425J105	11,244.00
October 17, 2025	LKA18225J176	56,758.00
	LKA36425J170	21,140.00
October 24, 2025	LKA18225J242	63,259.00
	LKA36425J246	13,378.00

Maturity Date	ISIN	Face Value (Rs Mn)
October 31, 2025	LKA18225J317	70,035.00
	LKA36425J311	2,844.00
November 7, 2025	LKA18225K075	53,942.00
	LKA36425K079	23,977.00
November 14, 2025	LKA18225K141	69,239.00
	LKA36425K145	28,857.00
November 21, 2025	LKA18225K216	58,965.00
	LKA36425K210	35,656.00
November 28, 2025	LKA18225K281	50,645.00
	LKA36425K285	40,161.00
December 5, 2025	LKA18225L057	59,512.00
	LKA36425L051	55,687.00
December 12, 2025	LKA18225L123	83,506.00
	LKA36425L127	45,464.00
December 19, 2025	LKA18225L198	64,302.00
	LKA36425L192	55,115.00
December 26, 2025	LKA18225L263	38,096.00
	LKA36425L267	52,968.00
January 2, 2026	LKA36426A029	66,390.00
January 9, 2026	LKA36426A094	45,289.00
January 16, 2026	LKA36426A169	44,493.00
January 23, 2026	LKA36426A235	76,778.00
January 30, 2026	LKA36426A300	89,335.00
February 6, 2026	LKA36426B068	93,353.00
February 13, 2026	LKA36426B134	37,106.00
February 20, 2026	LKA36426B209	35,710.00
February 27, 2026	LKA36426B274	55,011.00
March 6, 2026	LKA36426C066	83,947.00
March 13, 2026	LKA36426C132	90,502.00
March 20, 2026	LKA36426C207	92,056.00
March 27, 2026	LKA36426C272	37,867.00
April 3, 2026	LKA36426D031	41,241.00
April 10, 2026	LKA36426D106	7,535.00
April 17, 2026	LKA36426D171	35,396.00
April 24, 2026	LKA36426D247	34,717.00
May 1, 2026	LKA36426E013	63,606.00
May 8, 2026	LKA36426E088	58,848.00
May 15, 2026	LKA36426E153	111,099.00
May 22, 2026	LKA36426E229	101,326.00
May 29, 2026	LKA36426E294	108,943.00
June 5, 2026	LKA36426F051	108,738.00
June 12, 2026	LKA36426F127	86,610.00
June 19, 2026	LKA36426F192	19,548.00
June 26, 2026	LKA36426F267	15,472.00
Treasury Bill Outstanding as at 30.06.2025		3,920,611.00

Notes:

1. If the maturity date falls on a bank holiday, payment will be made on the following business day.

3. Details of Outstanding Treasury Bonds¹ as at 30 June 2025

Maturity Date	Series	ISIN	Face Value (Rs Mn)
1-Jul-2025	18.00%2025A	LKB00325G013	273,484.43
15-Jul-2025	01.00%2025A	LKJ00225G157	72,640.22
1-Aug-2025	11.00%2025A	LKB01025H016	92,462.56
15-Oct-2025	10.35%2025A	LKB00825J156	73,408.14
15-Jan-2026	06.75%2026A	LKB00526A159	128,009.64
1-Feb-2026	09.00%2026A	LKB01326B011	223,498.50
1-Mar-2026	05.35%2026A	LKB01526C014	126,183.49
15-May-2026	22.50%2026A	LKB00426E154	145,060.96
1-Jun-2026	11.00%2026A	LKB01226F014	229,046.39
15-Jul-2026	01.00%2026A	LKJ00226G155	52,517.00
1-Aug-2026	11.50%2026A	LKB01026H014	244,501.66
15-Dec-2026	11.25%2026A	LKB00326L151	219,800.00
20-Dec-2026	05.00%2026A	LKB01026L206	9,142.22
15-Jan-2027	11.40%2027A	LKB00827A151	232,483.59
15-Mar-2027	12.00%09.00%2027A	LKK00427C155	267,038.49
1-May-2027	18.00%2027A	LKB00527E019	155,671.27
15-Jun-2027	11.75%2027A	LKB01027F156	200,582.61
15-Jul-2027	01.00%2027A	LKJ00427G159	72,640.22
21-Jul-2027	11.00%2027A	LKB01027G212	5,000.00
15-Aug-2027	07.80%2027A	LKB00827H156	49,484.93
15-Sep-2027	20.00%2027A	LKB00527I150	167,478.48
15-Oct-2027	10.30%2027A	LKB00827J152	222,414.12
15-Dec-2027	11.25%2027A	LKB01027L154	202,965.63
15-Jan-2028	18.00%2028A	LKB00628A153	87,654.11
15-Feb-2028	10.75%2028B	LKB00428B156	230,000.00
15-Mar-2028	10.75%2028A	LKB01028C151	246,180.98
15-Apr-2028	12.00%09.00%2028A	LKK00528D158	267,038.49
1-May-2028	09.00%2028B	LKB01528E016	256,168.34
1-Jul-2028	09.00%2028A	LKB01628G019	269,855.03
15-Jul-2028	01.00%2028A	LKJ00428G157	52,517.00
1-Sep-2028	11.50%2028A	LKB01528I017	252,610.58
15-Oct-2028	11.00%2028A	LKB00428J159	225,500.00
15-Dec-2028	11.50%2028B	LKB00528L152	266,200.00
1-Jan-2029	13.00%2029A	LKB01529A012	29,211.58
15-Mar-2029	12.40%7.5%5%2029A	LKK00629C156	99,693.89
1-May-2029	13.00%2029B	LKB01529E014	36,171.39
15-May-2029	12.00%09.00%2029A	LKK00629E152	267,038.49
15-Jun-2029	11.75%2029A	LKB00529F152	273,461.00
15-Jul-2029	01.00%2029A	LKJ00629G150	72,640.22
	20.00%2029A	LKB00729G156	58,056.88
15-Sep-2029	11.00%2029A	LKB00629I154	235,505.00
15-Oct-2029	10.35%2029A	LKB00529J154	83,600.00
15-Dec-2029	11.00%2029B	LKB00529L150	291,500.00
15-Apr-2030	12.40%7.5%5%2030A	LKK00730D150	99,693.89
15-May-2030	11.00%2030A	LKB01530E152	208,216.36
15-Jun-2030	12.00%09.00%2030A	LKK00730F155	267,038.49
15-Jul-2030	01.00%2030A	LKJ00630G158	52,517.00
15-Oct-2030	11.00%2030B	LKB00730J158	184,255.00
15-Jan-2031	12.00%09.00%2031A	LKK00831A152	267,038.49

Maturity Date	Series	ISIN	Face Value (Rs Mn)
15-Mar-2031	11.25%2031A	LKB01231C151	230,731.42
15-May-2031	12.40%7.5%5%2031A	LKK00831E154	99,693.89
	18.00%2031A	LKB00931E153	29,192.62
15-Jul-2031	01.00%2031A	LKJ00831G152	72,640.22
1-Dec-2031	12.00%2031A	LKB01031L016	214,629.05
1-Jan-2032	08.00%2032A	LKB02032A016	163,037.81
15-Feb-2032	12.00%09.00%2032A	LKK00932B156	267,038.49
15-Jun-2032	12.40%7.5%5%2032A	LKK00932F157	99,693.89
1-Jul-2032	18.00%2032A	LKB01032G014	96,222.02
15-Jul-2032	01.00%2032A	LKJ00832G150	52,517.00
1-Oct-2032	09.00%2032A	LKB02032J017	228,944.71
15-Dec-2032	11.50%2032A	LKB00832L158	173,250.00
15-Jan-2033	11.20%2033A	LKB01533A154	238,900.00
	12.40%7.5%5%2033A	LKK01033A154	348,928.63
15-Mar-2033	12.00%09.00%2033A	LKK01033C150	267,038.49
1-Jun-2033	09.00%2033A	LKB02033F013	170,856.00
1-Jul-2033	13.25%2033A	LKB02033G011	23,511.76
15-Jul-2033	01.00%2033A	LKJ01033G154	72,640.22
1-Nov-2033	09.00%2033B	LKB02033K013	141,823.00
1-Jan-2034	13.25%2034A	LKB02034A012	77,858.98
15-Feb-2034	12.40%7.5%5%2034A	LKK01134B158	348,928.63
15-Apr-2034	12.00%09.00%2034A	LKK01134D154	267,038.49
15-Jul-2034	01.00%2034A	LKJ01034G152	52,514.86
15-Sep-2034	10.25%2034A	LKB01534I155	215,500.00
15-Mar-2035	11.50%2035A	LKB02035C155	164,565.00
	12.40%7.5%5%2035A	LKK01235C151	348,928.63
15-May-2035	12.00%09.00%2035A	LKK01235E157	267,038.49
15-Mar-2036	0.50%2036A	LKJ01236C152	19,466.08
15-Apr-2036	12.40%7.5%5%2036A	LKK01336D155	348,928.63
15-Jun-2036	12.00%09.00%2036A	LKK01336F150	267,038.49
15-Jan-2037	12.00%09.00%2037A	LKK01437A157	267,038.49
15-May-2037	12.40%7.5%5%2037A	LKK01437E159	348,928.63
15-Sep-2037	0.50%2037A	LKJ01337I155	19,466.08
15-Feb-2038	12.00%09.00%2038A	LKK01538B150	267,038.49
15-Jun-2038	12.40%7.5%5%2038A	LKK01538F151	348,928.63
15-Sep-2038	0.50%2038A	LKJ01438I151	19,466.08
15-Aug-2039	10.50%2039A	LKB02039H156	25,000.00
15-Sep-2039	0.50%2039A	LKJ01539I156	19,466.08
15-Sep-2040	0.50%2040A	LKJ01640I152	19,466.08
1-Jan-2041	12.00%2041A	LKB02541A016	29,870.00
15-Sep-2041	0.50%2041A	LKJ01741I158	19,466.08
15-Sep-2042	0.50%2042A	LKJ01842I154	19,466.08
1-Jun-2043	09.00%2043A	LKB03043F011	3,133.25
15-Sep-2043	0.50%2043A	LKJ01943I150	19,466.08
1-Jan-2044	13.50%2044A	LKB03044A010	10,969.85
1-Jun-2044	13.50%2044B	LKB03044F019	77,861.76
1-Mar-2045	12.50%2045A	LKB03045C013	10,058.00
Treasury Bond Outstanding as at 30.06.2025			15,039,061.92

Notes:

1. If the maturity date falls on a bank holiday, payment will be made on the following business day.

4. The Outstanding List of Treasury Guarantees Issued by the General Treasury up to 30.06.2025

S.No	Name of the Institution	Name of the Bank or Institution	Value of the Treasury Guarantees				Date of Issue	Date of Expiry	Outstanding Amount - Capital as at 30.06.2025			
			US\$ Mn.	Euro Mn.	J.Yen Mn.	Rs. Mn.			US\$ Mn.	Euro Mn.	J.Yen Mn.	Rs. Mn.
1	Road Development Authority	Commercial Bank				829.25	1-Sep-11	31-Mar-30				829.25
2	General Sir John Kotelawala Defence University	Bank of Ceylon				85.00	29-Aug-11	31-Dec-26				8.93
3	Road Development Authority	People's Bank				1,291.08	14-Mar-12	20-Apr-30				1,291.08
4	Road Development Authority	People's Bank				785.39	21-Mar-12	28-Apr-30				785.39
5	Road Development Authority	People's Bank				4,647.57	21-Mar-12	02-May-30				4,647.57
6	Road Development Authority	People's Bank				1,656.01	21-Mar-12	02-May-30				1,656.01
7	Road Development Authority	Commercial Bank				840.62	15-Nov-12	31-Mar-30				840.62
8	Road Development Authority	Commercial Bank				873.27	26-Dec-12	31-Mar-30				873.27
9	Road Development Authority	Hatton National Bank				1,386.37	28-Dec-12	01-Apr-32				1,386.37
10	Road Development Authority	DFCC Bank				367.32	31-Dec-12	31-Mar-30				367.32
11	Road Development Authority	Hatton National Bank				2,283.87	14-May-13	01-Apr-32				2,283.87
12	General Sir John Kotelawala Defence University	Bank of Ceylon				750.00	7-Jun-13	30-Jun-28				26.90
13	Road Development Authority	Hatton National Bank				1,301.55	11-Jul-13	01-Apr-34				1,301.55
14	Road Development Authority	Hatton National Bank				1,323.38	11-Jul-13	01-Apr-34				1,323.38
15	Road Development Authority	Hatton National Bank				734.21	5-Aug-13	01-Apr-34				734.21
16	Road Development Authority	Hatton National Bank				1,769.27	5-Aug-13	01-Apr-34				1,769.27
17	Road Development Authority	Hatton National Bank				1,147.84	30-Aug-13	01-Apr-34				1,147.84
18	Road Development Authority	Hatton National Bank				838.28	28-Nov-13	01-Apr-34				838.28
19	Road Development Authority	Hatton National Bank				1,018.01	28-Nov-13	01-Apr-34				1,018.01
20	Road Development Authority	Hatton National Bank				357.14	28-Nov-13	01-Apr-34				357.14

21	Road Development Authority	Hatton National Bank				4,786.43	28-Nov-13	01-Apr-34				4,786.43
22	Road Development Authority	Hatton National Bank				1,292.84	28-Nov-13	01-Apr-34				1,292.84
23	National School of Business Management Limited	Bank of Ceylon				8,600.00	18-Dec-13	31-Dec-28				5,225.00
24	Road Development Authority	DFCC Bank				529.19	27-Dec-13	31-Mar-32				529.19
25	Road Development Authority	Hatton National Bank				1,492.31	27-Dec-13	01-Apr-34				1,492.31
26	Road Development Authority	National Development Bank PLC				4,282.29	11-Feb-14	01-Apr-34				4,282.92
27	Road Development Authority	National Development Bank PLC				560.41	13-Feb-14	01-Apr-34				560.41
28	Road Development Authority	National Development Bank PLC				693.93	14-Mar-14	01-Apr-34				693.93
29	Road Development Authority	National Development Bank PLC				376.74	25-Mar-14	01-Apr-34				376.74
30	Road Development Authority	Hatton National Bank				401.65	25-Mar-14	01-Apr-34				401.65
31	Road Development Authority	Commercial Bank				544.11	3-Apr-14	31-Mar-34				544.11
32	Road Development Authority	Commercial Bank				1,668.68	15-Jul-14	31-Mar-34				1,668.68
33	Road Development Authority	National Development Bank PLC				385.83	26-Aug-14	01-Apr-34				385.83
34	Road Development Authority	People's Bank	44.71			-	22-Sep-14	30-Sep-27	9.37			
35	Sri Lanka Land Reclamation & Development Corporation	National Savings Bank				2,000.00	26-Sep-14	31-Oct-28				934.01
36	Sri Lanka Land Reclamation & Development Corporation	National Savings Bank				1,500.00	13-Jul-15	31-Oct-28				
37	National Water Supply & Drainage Board	Bank of Ceylon				1,148.06	12-Nov-14	31-May-29				644.23
38	National Water Supply & Drainage Board	National Development Bank PLC				2,800.00	9-Dec-14	31-Dec-29				1,424.18
39	National Water Supply & Drainage Board	DFCC Bank				2,900.00	9-Dec-14	31-Dec-29				1,475.03
40	Airport & Aviation Services (Sri Lanka) Limited	Japan International Cooperation Agency (JICA)			28,969.00	-	28-Mar-12	28-Mar-52			25,999.00	

41	National Water Supply & Drainage Board	National Development Bank PLC				1,074.13	29-Sep-15	31-Dec-30				1,137.64
42	National Water Supply & Drainage Board	National Development Bank PLC				2,506.30	21-Feb-19	31-Dec-30				
43	National Water Supply & Drainage Board	Bank of Ceylon				948.00	4-Mar-16	15-Sep-30				548.83
44	National Water Supply & Drainage Board	Bank of Ceylon				33.00	16-Nov-20	15-Sep-30				
45	Airport & Aviation Services (Sri Lanka) Limited	Japan International Cooperation Agency (JICA)			45,428.00	-	9-May-16	9-May-56			772.00	
46	National Water Supply & Drainage Board	Bank of Ceylon				300.00	29-Jul-16	31-Jan-31				82.80
47	National Water Supply & Drainage Board	Bank of Ceylon				454.79	21-Feb-19	31-Jan-31				
48	National Water Supply & Drainage Board	People's Bank				397.00	29-Jul-16	31-Jul-31				178.14
49	National Water Supply & Drainage Board	People's Bank				603.00	21-Feb-19	31-Jul-31				
50	National Water Supply & Drainage Board	DFCC Bank				937.87	16-Aug-16	11-Jul-31				1,864.60
51	National Water Supply & Drainage Board	DFCC Bank				1,358.98	6-Nov-17	11-Jul-31				
52	National Water Supply & Drainage Board	DFCC Bank				829.40	4-Jan-19	11-Jul-31				
53	National Water Supply & Drainage Board	Bank of Ceylon	16.20			-	31-Aug-16	28-Feb-31				1,629.71
54	National Water Supply & Drainage Board	Exim Bank of India	164.90			-	28-Sep-16	28-Sep-31	94.05			
55	National Water Supply & Drainage Board	Exim Bank of India	91.80			-	28-Sep-16	28-Sep-31	61.98			
56	National Water Supply & Drainage Board	China Development Bank*	48.77			-	9-Sep-16	20-Mar-32	114.37			
57	National Water Supply & Drainage Board	Hatton National Bank		23.42		-	9-Dec-16	14-Dec-30				2,156.48
58	National Water Supply & Drainage Board	People's Bank				560.97	13-Feb-17	13-Feb-32				324.15
59	Airport & Aviation Services (Sri Lanka) Limited	Hongkong & Shanghai Banking Co.Ltd.	44.14			-	1-Mar-17	1-Mar-32	29.50			

60	National Water Supply & Drainage Board	National Development Bank PLC				4,500.00	25-Jul-17	26-Jul-35				11,910.07
61	National Water Supply & Drainage Board	National Development Bank PLC				6,500.00	18-Feb-19	26-Jul-35				
62	National Water Supply & Drainage Board	National Development Bank PLC				4,000.00	16-Feb-21	26-Jul-35				
63	National Water Supply & Drainage Board	Bank of Ceylon	9.67			-	19-Oct-17	23-Oct-32				1,188.40
64	National Water Supply & Drainage Board	China Development Bank**	13.70			-	21-Aug-17	21-Aug-42	45.80			
65	Road Development Authority	Sampath Bank				14,500.00	20-Dec-17	31-Dec-32				9,886.36
66	Ceylon Electricity Board	Asian Development Bank	90.00			-	29-Jun-17	15-May-41	63.71			
67	Ceylon Electricity Board	Asian Development Bank	150.00			-	10-Jul-17	15-Nov-41	108.78			
68	Road Development Authority	Bank of Ceylon				1,387.00	24-Jan-18	31-Jan-33				520.16
69	National Water Supply & Drainage Board	UniCredit Bank Austria AG		50.60		-	28-Mar-18	31-Aug-29		40.80		
70	National Water Supply & Drainage Board	People's Bank		7.62		-	6-Apr-18	10-Apr-33				921.47
71	State Development and Construction Corporation	Bank of Ceylon				1,126.81	8-Jun-18	11-Jun-33				990.61
72	State Engineering Corporation	Bank of Ceylon				1,280.26	30-Jun-18	30-Jun-33				1,999.99
73	State Engineering Corporation	Bank of Ceylon				719.74	22-Oct-18	30-Jun-33				
74	Ceylon Electricity Board	Asian Development Bank	160.00			-	22-Nov-17	15-Sep-37	129.05			
75	National Water Supply & Drainage Board	People's Bank				128.32	13-Jul-18	31-Jul-33				19.18
76	State Engineering Corporation	Bank of Ceylon				300.00	6-Aug-18	8-Aug-28				300.00
77	Road Development Authority	Bank of Ceylon				10,000.00	13-Aug-18	15-Aug-33				17,809.52
78	Road Development Authority	Bank of Ceylon				5,766.52	3-Sep-18	15-Aug-33				

79	Road Development Authority	Bank of Ceylon				4,150.00	11-Sep-18	15-Aug-33				
80	Road Development Authority	Bank of Ceylon				1,854.99	17-Sep-18	15-Aug-33				
81	Road Development Authority	Bank of Ceylon				228.49	9-Apr-19	15-Aug-33				
82	Ceylon Petroleum Corporation	People's Bank	7.73			-	31-Aug-18	15-Sep-31	5.02			
83	Ceylon Shipping Corporation Ltd	People's Bank	71.91			-	7-Sep-18	3-Jun-34	47.55			
84	National Water Supply & Drainage Board	Bank of Ceylon				382.24	25-Sep-18	15-Sep-33				268.15
85	Building Materials Corporation Ltd	Bank of Ceylon				500.00	22-Oct-18	19-Oct-33				500.00
86	Road Development Authority	Bank of Ceylon				5,000.00	12-Dec-18	20-Dec-33				7,043.48
87	Road Development Authority	Bank of Ceylon				4,000.00	28-Dec-18	20-Dec-33				
88	National Water Supply & Drainage Board	ING Bank, NV of Netherlands		12.29		-	12-Dec-18	4-Jul-23		3.86		
89	National Water Supply & Drainage Board	ING Bank, NV of Netherlands		70.66		-	12-Dec-18	3-Oct-33		67.46		
90	Road Development Authority	DFCC Bank				5,000.00	14-Feb-19	12-Mar-34				3,913.04
91	Airport & Aviation Services (Sri Lanka) Limited	Hatton National Bank				4,000.00	22-Mar-19	21-Mar-34				4,000.00
92	Road Development Authority	Bank of Ceylon				10,000.00	4-Apr-19	15-Apr-34				18,749.99
93	Road Development Authority	Bank of Ceylon				5,000.00	7-May-19	15-Apr-34				
94	Road Development Authority	Bank of Ceylon				5,000.00	6-Jun-19	15-Apr-34				
95	Road Development Authority	Bank of Ceylon				5,000.00	21-Jun-19	15-Apr-34				
96	Ceylon Petroleum Corporation	China National Chemical Engineering No.14 Constrution Co. Ltd	43.78			-	26-Jun-19	31-Jan-31	23.67			

97	Sri Lankan Airlines Limited	DB Trustees (Hong Kong) Limited	175.00			-	26-Jun-19	25-Jun-24	175.00			
98	Ceylon Electricity Board	Industrial And Commercial Bank of China Limited	41.97			-	2-Jul-19	23-Apr-26	26.53			
99	National Water Supply & Drainage Board	National Savings Bank				15,000.00	30-Jun-20	15-Jul-35				12,500.00
100	National Water Supply & Drainage Board	People's Bank				2,874.69	31-Jul-20	15-Aug-35				1,923.21
101	National Paper Corporation	People's Bank				40.00	22-Oct-20	31-Dec-25				4.61
102	Road Development Authority	National Savings Bank				10,000.00	22-Oct-20	30-Jun-35				8,333.33
103	Ceylon Electricity Board	National Savings Bank				5,000.00	26-Nov-20	15-Dec-28				3,500.00
104	National Water Supply & Drainage Board	National Savings Bank				15,000.00	9-Dec-20	15-Dec-35				12,500.00
105	Road Development Authority	People's Bank				10,000.00	30-Dec-20	31-Dec-35				8,749.99
106	Road Development Authority	National Savings Bank				1,600.33	30-Dec-20	01-Apr-32				1,600.33
107	Road Development Authority	National Savings Bank				891.41	30-Dec-20	01-Apr-32				891.41
108	Road Development Authority	National Savings Bank				1,541.38	30-Dec-20	01-Apr-34				1,541.38
109	Road Development Authority	National Savings Bank				325.86	30-Dec-20	01-Apr-32				325.86
110	Road Development Authority	National Savings Bank				1,178.22	30-Dec-20	01-Apr-34				1,178.22
111	Road Development Authority	National Savings Bank				1,510.58	30-Dec-20	01-Apr-34				1,510.58
112	Road Development Authority	National Savings Bank				2,538.76	30-Dec-20	01-Apr-34				2,538.76
113	Road Development Authority	National Savings Bank				1,214.30	30-Dec-20	01-Apr-34				1,214.30
114	Road Development Authority	National Savings Bank				1,062.50	30-Dec-20	01-Apr-32				1,062.50
115	Road Development Authority	National Savings Bank				1,196.73	30-Dec-20	01-Apr-34				1,196.73

116	Road Development Authority	National Savings Bank				2,556.02	30-Dec-20	01-Apr-34				2,556.02
117	Road Development Authority	National Savings Bank				2,935.67	30-Dec-20	01-Apr-34				2,935.67
118	Road Development Authority	National Savings Bank				5,217.03	30-Dec-20	01-Apr-34				5,217.03
119	Road Development Authority	National Savings Bank				1,350.00	30-Dec-20	01-Apr-34				1,350.00
120	Road Development Authority	National Savings Bank				2,397.94	30-Dec-20	01-Apr-34				2,397.94
121	Road Development Authority	National Savings Bank				677.25	30-Dec-20	01-Apr-34				677.25
122	Road Development Authority	National Savings Bank				1,113.19	30-Dec-20	01-Apr-34				1,113.19
123	Road Development Authority	National Savings Bank				947.84	30-Dec-20	01-Apr-34				947.84
124	Road Development Authority	National Savings Bank				713.50	30-Dec-20	01-Apr-35				713.50
125	Road Development Authority	National Savings Bank				1,279.16	30-Dec-20	01-Apr-35				1,279.16
126	Road Development Authority	National Savings Bank				1,718.35	30-Dec-20	01-Apr-35				1,718.35
127	Road Development Authority	National Savings Bank				1,451.49	30-Dec-20	01-Apr-35				1,451.49
128	Road Development Authority	National Savings Bank				319.76	30-Dec-20	01-Apr-35				319.76
129	Road Development Authority	National Savings Bank				1,059.03	30-Dec-20	01-Apr-34				1,059.03
130	Road Development Authority	National Savings Bank				787.27	30-Dec-20	01-Apr-34				787.27
131	Road Development Authority	National Savings Bank				1,229.27	30-Dec-20	01-Apr-35				1,229.27
132	Road Development Authority	National Savings Bank				744.83	30-Dec-20	01-Apr-34				744.83
133	Road Development Authority	National Savings Bank				1,108.00	30-Dec-20	01-Apr-35				1,108.00
134	Road Development Authority	National Savings Bank				11,200.00	30-Dec-20	1-Apr-35				11,200.00

135	Road Development Authority	National Savings Bank				7,500.00	30-Dec-20	1-Apr-35				7,500.00
136	Road Development Authority	Bank of Ceylon				10,000.00	5-Jan-21	1-Jan-36				9,583.00
137	National Water Supply & Drainage Board	Commercial Bank				968.36	20-Jan-21	15-Jul-29				492.21
138	National Water Supply & Drainage Board	Hatton National Bank				6,046.03	10-Feb-21	1-Jul-31				4,136.76
139	National Water Supply & Drainage Board	Hatton National Bank				1,471.36	11-Feb-21	1-Jan-31				980.91
140	National Water Supply & Drainage Board	National Savings Bank				710.61	11-Feb-21	31-May-29				426.37
141	Road Development Authority	National Savings Bank				5,000.00	19-Feb-21	20-Feb-36				9,166.67
142	Road Development Authority	National Savings Bank				5,000.00	15-Mar-21	20-Feb-36				
143	Ceylon Electricity Board	People's Bank				6,500.00	3-Mar-21	26-Jun-29				5,041.73
144	Bank of Ceylon & People's Bank	Asian Infrastructure Investment Bank (AIIB)	180.00			-	21-Mar-21	21-Mar-27	100.00			
145	Road Development Authority	Bank of Ceylon				10,000.00	9-Jun-21	10-Jun-36				9,583.33
146	National Paper Corporation	People's Bank				100.00	25-Jun-21	30-Jun-26				43.92
147	Road Development Authority	National Savings Bank				3,250.00	15-Jul-21	15-Jul-36				2,979.17
148	Road Development Authority	National Savings Bank				10,000.00	29-Jul-21	30-Jul-36				9,166.67
149	Northsea Limited	Sri Lanka Savings Bank				60.00	22-Sep-21	15-May-26				55.36
150	Road Development Authority	National Savings Bank				10,000.00	13-Oct-21	11-Oct-36				9,166.67
151	Road Development Authority	Bank of Ceylon				12,950.38	1-Nov-21	1-Nov-36				360.67
152	Road Development Authority	National Savings Bank				11,800.00	9-Nov-21	11-Oct-36				10,816.67
153	Road Development Authority	Bank of Ceylon				11,000.00	12-Nov-21	25-Jun-35				9,625.00
154	Road Development Authority	Bank of Ceylon				14,000.00	12-Nov-21	14-Jul-35				12,250.00
155	Road Development Authority	People's Bank				17,000.00	12-Nov-21	15-Jul-35				14,875.00

156	Road Development Authority	People's Bank				8,000.00	12-Nov-21	25-Aug-35				7,000.00
157	Janatha Estates Development Board	Bank of Ceylon				200.00	25-Nov-21	2-Dec-26				80.21
158	Techno Park Development Company Private Limited	National Savings Bank				750.00	30-Nov-21	29-Nov-26				750.00
159	National Water Supply & Drainage Board	National Savings Bank				2,000.00	2-Dec-21	31-May-36				1,680.00
160	Road Development Authority	Bank of Ceylon				1,784.36	10-Jan-22	31-Mar-30				1,433.67
161	Road Development Authority	Bank of Ceylon				2,063.00	10-Jan-22	31-Mar-30				1,604.17
162	Road Development Authority	Bank of Ceylon				2,007.64	10-Jan-22	31-Mar-30				1,565.50
163	Road Development Authority	Bank of Ceylon				315.56	10-Jan-22	31-Mar-34				1,378.01
164	Road Development Authority	Bank of Ceylon				1,413.16	10-Jan-22	31-Mar-32				
165	Road Development Authority	Bank of Ceylon				354.58	10-Jan-22	31-Mar-32				1,473.60
166	Road Development Authority	Bank of Ceylon				1,494.31	10-Jan-22	31-Mar-32				
167	Road Development Authority	Bank of Ceylon				670.75	10-Jan-22	31-Mar-32				3,061.53
168	Road Development Authority	Bank of Ceylon				3,139.25	10-Jan-22	31-Mar-32				
169	Road Development Authority	Bank of Ceylon				385.64	10-Jan-22	31-Mar-32				1,599.96
170	Road Development Authority	Bank of Ceylon				1,636.31	10-Jan-22	31-Mar-32				
171	Road Development Authority	Bank of Ceylon				299.25	10-Jan-22	31-Mar-32				1,330.00
172	Road Development Authority	Bank of Ceylon				1,363.75	10-Jan-22	31-Mar-32				
173	Road Development Authority	Bank of Ceylon				3,330.95	10-Jan-22	31-Mar-32				2,716.93
174	Road Development Authority	Bank of Ceylon				2,173.92	10-Jan-22	31-Mar-32				1,761.35
175	Road Development Authority	Bank of Ceylon				1,253.93	10-Jan-22	31-Mar-34				987.58
176	Road Development Authority	Bank of Ceylon				2,249.99	10-Jan-22	31-Mar-34				1,707.99
177	Road Development Authority	Bank of Ceylon				1,894.95	10-Jan-22	31-Mar-34				1,671.12
178	Road Development Authority	Bank of Ceylon				2,123.65	10-Jan-22	31-Mar-35				1,884.57
179	Road Development Authority	Bank of Ceylon				242.54	10-Jan-22	31-May-35				1,045.18

180	Road Development Authority	Bank of Ceylon				1,567.46	10-Jan-22	31-May-35				
181	Techno Park Development Company Private Limited	People's Bank				750.00	29-Mar-22	28-Feb-29				750.00
182	Regional Development Bank	Asian Development Bank	50.00			-	14-Jun-19	30-Nov-31	50.00			
183	Ceylon Electricity Board	Hatton National Bank	12.30			-	15-Jul-13	-	0.72			
184	National Water Supply & Drainage Board	China Development Bank	102.54			-	4-Oct-17		40.55			
185	Sri Lanka Rupavahini Corporation	Bank of Ceylon				93.00	10-Jun-20	15-May-26				30.2
186	Sri Lanka State Plantation Corporation	People's Bank				100.00	16-Oct-23	31-Dec-28				81.90
187	Ceylon Electricity Board	Bank of Ceylon				4,540.00	28-Feb-24	28-Feb-25				1,239.54
188	Ceylon Electricity Board	People's Bank				8,833.33	27-Apr-23	7-Apr-25				5,485.34
189	State Engineering Corporation	Bank of Ceylon				100.00	30-Mar-22	15-May-25				100.00
190	Ceylon Fisheries Corporation	Bank of Ceylon				100.00	3-Dec-21	31-Dec-25				150.00
191	Ceylon Fisheries Corporation	Bank of Ceylon				100.00	29-Dec-21	31-Dec-25				
192	Northsea Limited	Bank of Ceylon				8.63	4-Jan-22	31-Dec-25				8.63
193	Ceylon Fisheries Corporation	Bank of Ceylon				50.00	28-Sep-21	31-Dec-25				8.62
194	Northsea Limited	Bank of Ceylon				30.00	30-May-22	31-Dec-25				28.78
195	Sri Lankan Airlines Limited	International Air Transport Association	11.60				4-Oct-23	31-Jul-25	11.60			
196	State Printing Corporation	People's Bank				1,165.00	27-Sep-22	15-Sep-26				-
197	Sri Lanka Insurance Corporation	People's Bank	12.00			-	20-Sep-24	-	12.00			
198	National Water Supply & Drainage Board	Bank of Ceylon	34.43			-	28-Nov-16	28-Nov-33				4,911.54
199	National Water Supply & Drainage Board	Bank of Ceylon				2,792.07	14-Nov-14	30-Nov-31				2,386.43

200	National Water Supply & Drainage Board	Bank of Ceylon				1,500.00	28-Jul-14	31-Jan-32				2,146.05
201	National Water Supply & Drainage Board	Bank of Ceylon				1,500.00	3-Jun-16	31-Jan-32				
202	National Water Supply & Drainage Board	Bank of Ceylon				2,890.00	4-Mar-16	15-Sep-32				2,594.04
203	National Water Supply & Drainage Board	Bank of Ceylon				847.66	29-Jan-21	15-Sep-32				
204	National Water Supply & Drainage Board	Bank of Ceylon	29.10			-	31-Aug-16	28-Feb-33				4,154.80
205	National Water Supply & Drainage Board	Bank of Ceylon	18.10			-	19-Oct-17	23-Oct-34				2,915.97
206	National Water Supply & Drainage Board	Bank of Ceylon				3,041.00	30-Dec-14	30-Jun-31				3,678.13
207	National Water Supply & Drainage Board	Bank of Ceylon				1,870.50	31-May-16	30-Jun-31				
208	National Water Supply & Drainage Board	Bank of Ceylon				1,015.00	28-Jan-16	30-Jul-32				1,167.34
209	National Water Supply & Drainage Board	Bank of Ceylon				485.03	22-Jan-21	30-Jul-32				
210	National Water Supply & Drainage Board	Bank of Ceylon				2,500.00	9-Jul-20	15-Jul-37				5,041.77
211	National Water Supply & Drainage Board	Bank of Ceylon				3,351.94	25-Aug-20	15-Jul-37				
212	National Water Supply & Drainage Board	Bank of Ceylon				3,014.83	29-Sep-15	31-Mar-32				5,991.69
213	National Water Supply & Drainage Board	Bank of Ceylon				3,936.67	24-May-16	31-Mar-32				
214	National Water Supply & Drainage Board	Bank of Ceylon				1,141.36	7-Oct-19	31-Mar-32				
215	Lanka Coal Company (Pvt) Ltd	Bank of Ceylon				22,000.00	4-Jan-23	22-Oct-25				13,087.29
216	Lanka Coal Company (Pvt) Ltd	Bank of Ceylon				27,500.00	27-Jan-23	27-Jan-26				
217	Lanka Sathosa Limited	People's Bank				2,241.00	29-Dec-23	31-Dec-25				2,260.12
218	Ceylon Petroleum Corporation	Bank of Ceylon				100,000.00	20-Mar-23	31-Dec-25				77,724.75
219	General Sir John Kotelawala Defence University	National Savings Bank				33,896.09	23-Jul-20	17-Sep-31				31,474.94

220	Paddy Marketing Board	People's Bank				751.99	27-Jan-23	31-Dec-25				751.99
221	Sri Lankan Airlines Limited	People's Bank	30.00			-	4-Jul-22	31-Dec-25				2,584.54
222	Sri Lankan Airlines Limited	People's Bank	7.50			-	27-May-23	31-Dec-25				1,387.50
223	Sri Lankan Airlines Limited	Bank of Ceylon	5.00				27-May-23	31-Dec-25	5.00			
224	Sri Lankan Airlines Limited	People's Bank				1,351.90	14-Nov-22	31-Dec-25				1,351.89
225	Sri Lankan Airlines Limited	People's Bank	5.38			-	14-Nov-22	31-Dec-25	5.38			
226	Central Bank of Sri Lanka	Reserve Bank of India	1,101.43				01-Jul-25	03-Jan-27	1,101.43			
	Total in Issued Currency		2,773.65	164.59	74,397.00	699,924.76			2,261.06	112.12	26,771.00	561,998.57
	CBSL Indicative Exchange Rates - As at 30.06.2025		299.9674	351.7418	2.0810				299.9674	351.7418	2.0810	
	Total in Rupees		832,004	57,895	154,820	699,924.76			678,244	39,437	55,710	561,998.57
	Grand Total					1,744,643.24						1,335,390.28

Notes:

* Loan amount of this project is USD 195 Mn and Sovereign guarantee amount is USD 48.7 Mn. For the balance loan amount Treasury issued a letter of Undertaking amounting USD 146.3 Mn

** Loan amount of this project is USD 54.8 Mn and Sovereign guarantee amount is USD 13.7 Mn. For the balance loan amount Treasury issued a letter of Undertaking amounting USD 41.1 Mn

5. The Outstanding List of Letter of Comfort Issued by the General Treasury up to 30.06.2025

S. No.	Name of Institution	Name of the Bank or Institution	LC Amount				Date of Issue	Date of Expiry	Outstanding Amount - Capital as at 30.06.2025			
			USD Mn.	Eur Mn.	J.Yen Mn.	Rs. Mn.			USD Mn.	Euro Mn.	J.Yen Mn.	Rs. Mn.
1	Co-operative Wholesale Establishment	Paddy Marketing Board				440.00	11-Jan-17	11-Jan-18				440.00
2	Co-operative Wholesale Establishment	Paddy Marketing Board				440.00	1-Mar-17	22-Feb-18				289.60
3	Mihin Lanka Limited	Bank of Ceylon	2.50			-	9-Dec-21	31-Dec-24	2.50			
4	Mihin Lanka Limited	People's Bank	2.50			-	9-Dec-21	31-Dec-24	2.50			
5	Mihin Lanka Limited	Bank of Ceylon				1,650.00	9-Dec-21	31-Dec-24				1,650.00
6	Mihin Lanka Limited	People's Bank				1,650.00	9-Dec-21	31-Dec-24				1,550.92
7	Mihin Lanka Limited	Bank of Ceylon	2.50			-	9-Dec-21	31-Dec-24	2.50			
8	Mihin Lanka Limited	People's Bank	2.50			-	9-Dec-21	31-Dec-24	2.50			
9	Lanka Sathosa Limited	People's Bank				3,000.00	29-Dec-23	31-Dec-25				2,473.90
10	Sri Lankan Air Lines Limited	People's Bank	32.50			-	30-Dec-22	31-Dec-25	32.50			
11	Sri Lankan Air Lines Limited	Bank of Ceylon	32.50			-	30-Dec-22	31-Dec-25	32.50			
12	Sri Lankan Air Lines Limited	Bank of Ceylon	42.50			-	10-Oct-22	31-Dec-25	42.50			
13	Sri Lankan Air Lines Limited	People's Bank	42.50			-	10-Oct-22	31-Dec-25	42.50			
14	Sri Lankan Air Lines Limited	Bank of Ceylon	25.00			-	17-Feb-23	31-Dec-25	25.00			
15	Sri Lankan Air Lines Limited	People's Bank	25.00			-	17-Feb-23	31-Dec-25	25.00			
16	Sri Lankan Air Lines Limited	Bank of Ceylon				12,900.00	30-Jun-23	31-Dec-25				12,900.00
17	Sri Lankan Air Lines Limited	People's Bank				13,350.00	30-Jun-23	31-Dec-25				13,350.00
18	Bank of Ceylon and Peoples Bank	Export Development Board				60.00	29-Mar-18	28-Feb-27				60.00
	Total in Issued Currency		210.00	-	-	33,490			210.00	-	-	32,714.42
	CBSL Indicative Exchange Rates - As at 30.06.2025		299.96						299.96			
	Total in Rupees		62,993.15			33,490			62,993.15			32,714.42
	Grand Total											95,707.57

