



# Statistical Debt Bulletin

Second Quarter | 2025

Public Debt Management Office  
Ministry of Finance, Planning and Economic Development  
Sri Lanka

# Content

01

Overview

02

Summary of Public Debt/ Summary of Issuances/Disbursements and Debt Service Payments

03

Domestic Debt of the Government

04

External Debt of the Government

05

Debt of Provincial Council & Local Government Authorities

06

Government Guarantees of State-Owned Enterprises

07

Annexures

# STATISTICAL DEBT BULLETIN

SECOND QUARTER | 2025

PUBLISHED ON AUGUST 29, 2025

## 01 OVERVIEW

The Statistical Debt Bulletins are published on a quarterly basis by the Public Debt Management Office of the Ministry of Finance, Planning and Economic Development in accordance with the Section 24 of the Public Debt Management Act No. 33 of 2024.

This edition presents the statistical debt information for the second quarter of 2025, capturing the structure, composition, and levels of Sri Lanka's public debt as of June 30, 2025.

This bulletin plays a key role in strengthening the Government's commitment to fiscal transparency and accountability. It provides timely, and comprehensive data on public debt, thereby help supporting informed decision-making by policymakers, improving investor confidence, and enhancing public understanding of status of the public debt of the country. The regular dissemination of such information is aligned with international best practices and fosters trust among domestic and international stakeholders, including creditors, rating agencies, multilateral institutions, researchers, and the general public.

1

Public debt in Sri Lanka is comprised of several components:

- Debt of the government
- Subnational Debt (borrowings by Provincial Councils and Local Government Authorities)
- Debt of State-Owned Enterprises (SOEs), including debt guaranteed by the Government

This bulletin covers the stock of public debt, the classification of instruments, creditor categories, and duly settled debt service obligations during the quarter. It also includes details on Treasury guarantees and letters of comfort issued by the Government, representing important information on contingent liabilities.

## O2 SUMMARY OF PUBLIC DEBT

### Summary of Public Debt as of June 30, 2025

|                               |                             |                          |
|-------------------------------|-----------------------------|--------------------------|
| USD <b>102,662</b><br>million | USD <b>4,771</b><br>million | USD <b>26</b><br>million |
| Government Debt               | SOE Debt<br>(Guaranteed)    | PC & LG Debt             |

### Public Debt as of June 30, 2025

|                                  | Public Debt (Gross)<br>(including Guarantees) | End March 2025 <sup>1</sup> |               | End June 2025 <sup>2</sup> |               |
|----------------------------------|---|-----------------------------|---------------|----------------------------|---------------|
|                                  |   | USD million                 | LKR billion   | USD million                | LKR billion   |
| Debt of the Government           | <b>Domestic Debt</b>                          | <b>65,429</b>               | <b>19,390</b> | <b>65,524</b>              | <b>19,655</b> |
|                                  | LKR Denominated                               | 63,271                      | 18,750        | 63,368                     | 19,008        |
|                                  | FX Denominated                                | 2,158                       | 640           | 2,156                      | 647           |
|                                  | <b>External Debt</b>                          | <b>37,242</b>               | <b>11,036</b> | <b>37,138</b>              | <b>11,140</b> |
|                                  | Bilateral                                     | 10,924                      | 3,237         | 11,001                     | 3,300         |
|                                  | Multilateral <sup>3</sup>                     | 13,286                      | 3,937         | 13,452                     | 4,035         |
|                                  | Market Borrowings                             | 13,032                      | 3,862         | 12,685                     | 3,805         |
|                                  | <b>Total Debt of the Government</b>           | <b>102,671</b>              | <b>30,426</b> | <b>102,662</b>             | <b>30,795</b> |
| PC & LG Debt                     | <b>Sub National Borrowings</b>                |                             |               |                            |               |
|                                  | Provincial Councils (PCs)                     | -                           | -             | -                          | -             |
|                                  | Local Governments (LGs)<br>(LKR Denominated)  | 17                          | 5             | 26                         | 7             |
|                                  | <b>Total PC &amp; LG Debt<sup>4</sup></b>     | <b>17</b>                   | <b>5</b>      | <b>26</b>                  | <b>7</b>      |
| SOE Debt                         | <b>SOE Guaranteed Debt</b>                    | <b>4,831</b>                | <b>1,452</b>  | <b>4,771</b>               | <b>1,431</b>  |
|                                  | LKR Denominated                               | 1,799                       | 541           | 1,983                      | 595           |
|                                  | FX Denominated                                | 3,032                       | 911           | 2,788                      | 836           |
|                                  | <b>Total Debt of SOEs Debt</b>                | <b>4,831</b>                | <b>1,452</b>  | <b>4,771</b>               | <b>1,431</b>  |
| <b>Total Public Debt (Gross)</b> |   | <b>107,519</b>              | <b>31,883</b> | <b>107,459</b>             | <b>32,233</b> |

**Sources:** Public Debt Management Office, Department of Treasury Operations, Central Bank of Sri Lanka, Ministry of Public Administration, Provincial Councils & Local Government

**Notes:**

<sup>1</sup> for the conversion of figures in different currencies into USD, the indicative exchange rates as of 28<sup>th</sup> March 2025 have been used (ex.USD:LKR =296.3472), for SOE guaranteed debt selling rate of USD:LKR = 300.5806 have been used).

<sup>2</sup> Provisional, for the conversion of figures in different currencies into USD, the indicative exchange rates as at 30<sup>th</sup> June 2025 have been used (ex. USD:LKR = 299.9674).

<sup>3</sup> includes receipts under IMF's EFF 23-26 program

<sup>4</sup> Provisional for end of June 2025, Data were collected from the Ministry of Public Administration, Provincial Councils & Local Governments

## Summary of Issuances/ Disbursements and Debt Service Payments – Second Quarter of 2025

### Borrowings/ Securities Issuances of the Government – Second Quarter of 2025

| USD million                      |              |
|----------------------------------|--------------|
| Creditor category/<br>Instrument | Total        |
| <b>Domestic</b>                  | <b>7,965</b> |
| T-bill                           | 5,609        |
| T-bond                           | 2,356        |
| <b>External</b>                  | <b>119</b>   |
| Bilateral                        | 9            |
| Multilateral                     | 110          |
| Market                           | 0            |
| Borrowings                       |              |
| <b>Total</b>                     | <b>8,084</b> |

### Debt Service Payments of the Government – Second Quarter of 2025

| USD million                       |                                      |                      |              |
|-----------------------------------|--------------------------------------|----------------------|--------------|
| Creditor/<br>Creditor<br>Category | Principal<br>Payments<br>/Maturities | Interest<br>Payments | Total        |
| <b>Domestic</b>                   | <b>6,770</b>                         | <b>1,671</b>         | <b>8,441</b> |
| T-bill                            | 5,880                                | 330                  | 6,210        |
| T-bond                            | 890                                  | 1,341                | 2,231        |
| <b>External</b>                   | <b>715</b>                           | <b>237</b>           | <b>952</b>   |
| Bilateral                         | 200                                  | 15                   | 215          |
| Multilateral                      | 166                                  | 113                  | 279          |
| Market                            | 349                                  | 109                  | 458          |
| Borrowings                        |                                      |                      |              |
| <b>Total</b>                      | <b>7,485</b>                         | <b>1,908</b>         | <b>9,393</b> |

Sources: Public Debt Management Office and Central Bank of Sri Lanka

Note: for the conversion of figures in different currencies into USD, the exchange rates as at 30<sup>th</sup> June 2025 have been used (ex. USD:LKR = 299.9674).

3

## 03 DOMESTIC DEBT OF THE GOVERNMENT

### Summary of Outstanding Domestic Debt


| Source   | Outstanding Debt<br>(USD million) |
|--|-----------------------------------|
| Treasury Bills                                 | 13,070                            |
| Treasury Bonds                                 | 50,136                            |
| Term Loan - BOC                                | 1,582                             |
| Term Loan - PB                                 | 546                               |
| Suhurupaya Loan Account of Ministry of Defense | 10                                |
| Retirement Gratuity Loan Account               | 129                               |
| Development Project Loans <sup>1</sup>         | 51                                |
| <b>Total</b>                                   | <b>65,524</b>                     |

#### Notes

<sup>1</sup> borrowings from Domestic Banks from 2011 to 2019 to finance for development projects implemented by Roads Development Authority, Ministry of Health and National Water Supply & Drainage Board for the conversion of figures in different currencies into USD, the exchange rates as at 30<sup>th</sup> June 2025 have been used (ex. USD:LKR = 299.9674).

## 04 EXTERNAL DEBT OF THE GOVERNMENT

### Outstanding of Government External Debt



#### Notes

PC =Paris Club Countries, NPC =Non-Paris Club Countries

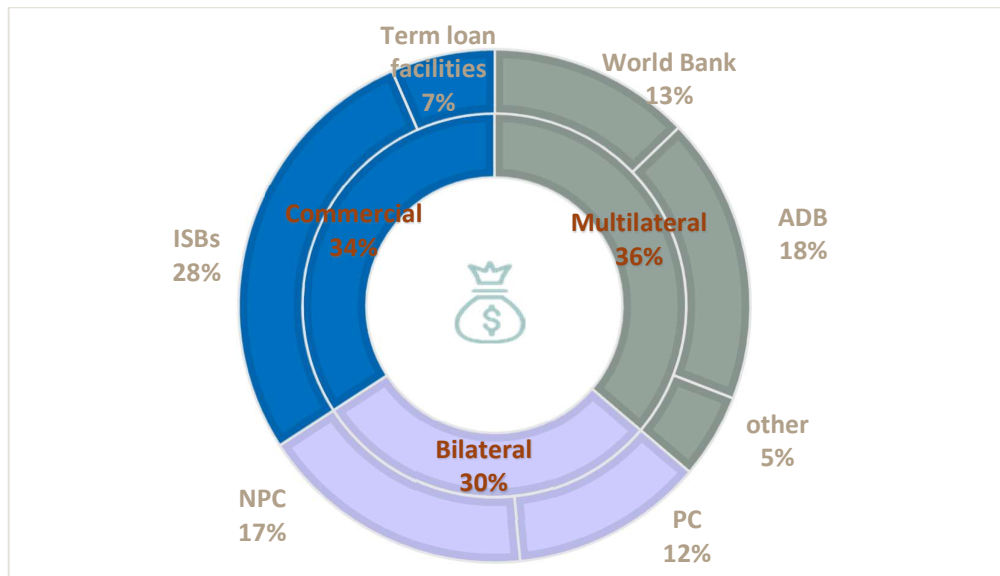
<sup>1</sup> Outstanding amounts of ISBs have not been classified on the current resident/non-resident basis of their holdings.

As of the end of June 2025, total government external debt stood at USD 37,138 million, reflecting a nominal reduction of USD 104 million from USD 37,242 million recorded at the end of the first quarter of 2025.

4

The creditor category-wise composition of external debt is depicted in the following graph;

### Composition of Government External Debt –End June 2025



Multilateral debt accounts for 36 percent of total government external debt, followed by commercial debt at 34 percent and bilateral debt at 30 percent. Approximately 81 percent of commercial debt comprises International Sovereign Bond (ISB) issuances, with the remainder consisting of foreign currency term financing facilities (syndicated loans).

The Asian Development Bank and the World Bank are the major multilateral creditors representing over 85 percent of the total multilateral debt. Under Bilateral debt, 59 percent represented by non-Paris Club countries while about 41 percent from Paris club countries.

## Outstanding of Government External Debt by Creditor Countries and Organizations as end of June 2025

| Debt of the Government                                 | Debt Outstanding<br>(including unpaid<br>Principal) in USD million | Unpaid Principal as of end<br>June 2025 in USD million |
|--|--|--|
|  | <b>37,138.3</b>  | <b>1,040.0</b>   |
| <b>Multilateral</b>                                    | <b>13,451.8</b>  | <b>-</b>   |
| <i>Asian Development Bank</i>                          | 6,722.1  | -  |
| <i>World Bank</i>                                      | 4,749.1  | -  |
| <i>International Monetary Fund</i>                     | 1,396.0  | -  |
| <i>International Fund for Agricultural Development</i> | 171.4  | -  |
| <i>Asian Infrastructure Investment Bank</i>            | 164.4  | -  |
| <i>OPEC Fund for International Development</i>         | 154.0  | -  |
| <i>European Investment Bank</i>                        | 80.6   | -  |
| <i>Nordic Development Fund</i>                         | 14.2   | -  |
| <b>Bilateral</b>                                       | <b>11,001.1</b>  | <b>771.4</b>   |
| <b>Paris Club Countries</b>                            | <b>4,523.1</b>   | <b>605.1</b>   |
| <i>Japan</i>   | 2,540.3  | -  |
| <i>France</i>  | 478.4  | 2.0  |
| <i>Korea</i>   | 298.3  | 46.8   |
| <i>Netherlands</i>                                     | 286.7  | 137.5  |
| <i>Germany</i>   | 218.9  | 63.1   |
| <i>UK</i>  | 185.9  | 104.8  |
| <i>USA</i>   | 132.5  | 77.3   |
| <i>Austria</i>   | 115.3  | 23.4   |
| <i>Spain</i>   | 107.5  | 20.0   |
| <i>Russia</i>  | 35.4   | 35.4   |
| <i>Sweden</i>  | 34.7   | 34.7   |
| <i>Denmark</i>   | 35.5   | 20.1   |
| <i>Australia</i>                                       | 25.0   | 22.9   |
| <i>Canada</i>  | 17.9   | 8.0  |
| <i>Belgium</i>   | 10.7   | 9.1  |
| <b>Non Paris Club Countries</b>                        | <b>6,478.0</b>   | <b>166.2</b>   |
| <i>China</i>   | 4,946.0  | 36.1   |
| <i>India</i>   | 1,172.9  | 11.8   |
| <i>Saudi Arabia</i>                                    | 176.9  | 46.0   |
| <i>Kuwait</i>  | 95.9   | 27.3   |
| <i>Hungary</i>   | 51.2   | 10.0   |
| <i>Iran</i>  | 32.9   | 32.9   |
| <i>Pakistan<sup>1</sup></i>                            | 2.1  | 2.1  |
| <b>Commercial</b>                                      | <b>12,685.5</b>  | <b>268.7</b>   |
| <i>ISBs<sup>2</sup></i>                                | 10,255.1   | 268.7  |
| <i>Term loan facilities – China Development Bank</i>   | 2,430.4  | -  |

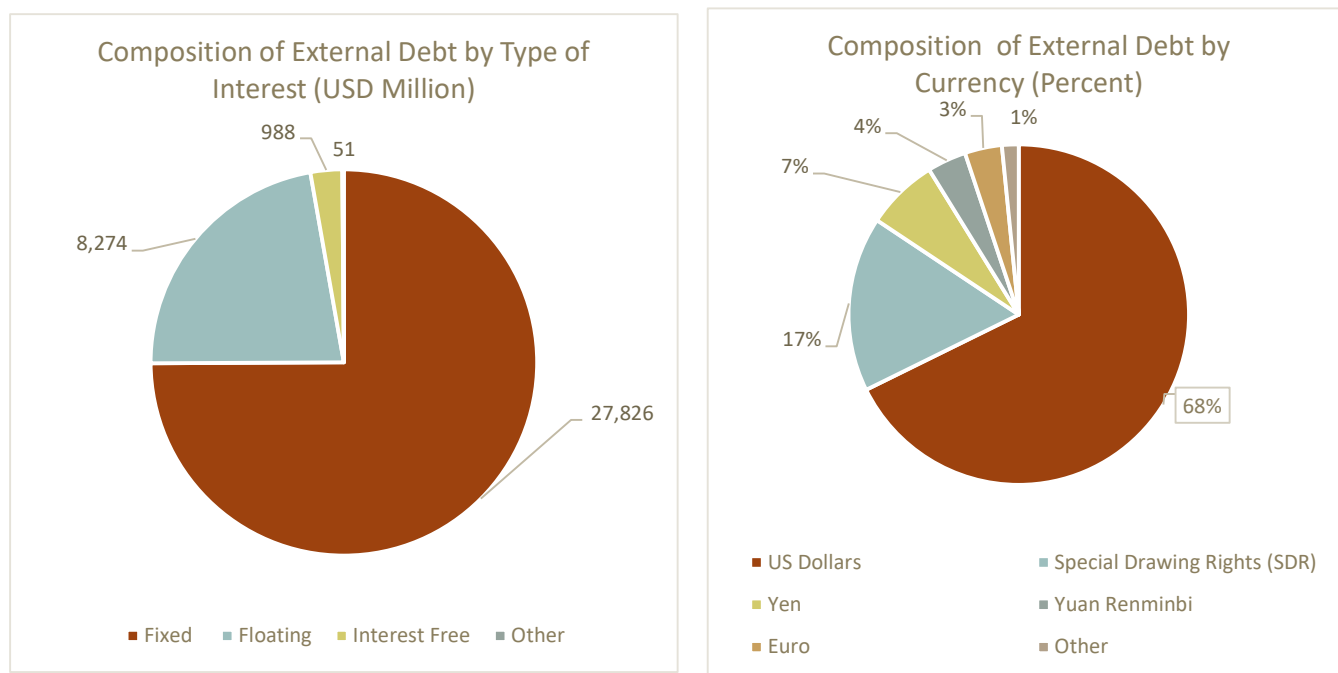
Source: Public Debt Management Office

**Notes:**

<sup>1</sup> To be reconciled with lender

<sup>2</sup> Previous ISBs were exchanged for new bonds effective March 31, 2024, while the remaining USD 268.7 million of ISBs remains due for restructuring

## Composition of Government External Debt



Source: Public debt management Office

6

75 percent of the Government external debt consists of the instruments obtained at fixed interest rate, whereas, 22 percent at floating interest rates.

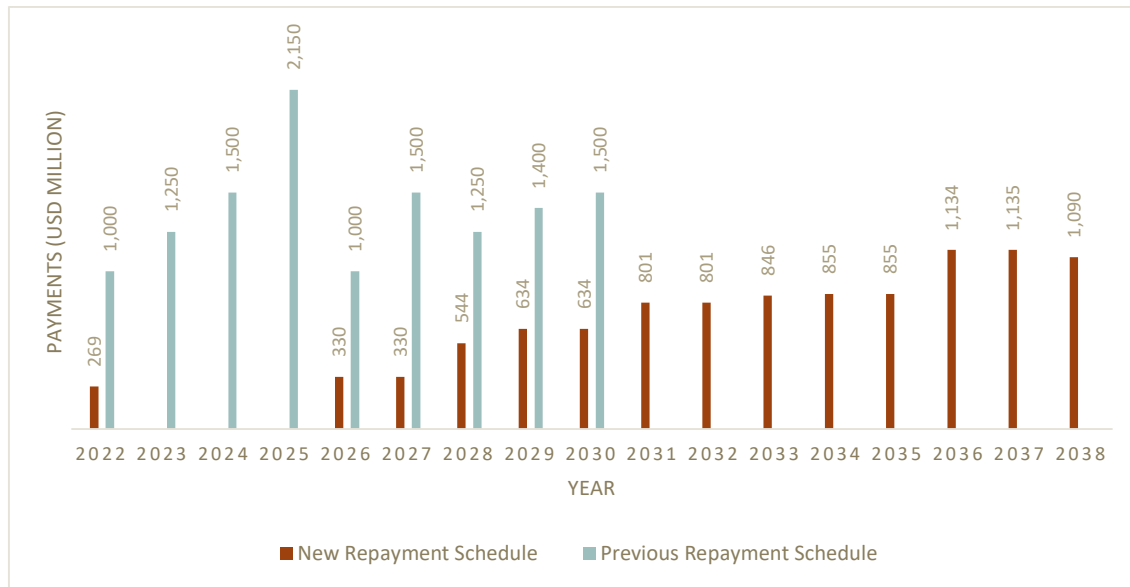
## Details of ISBs

| Bond Exchange Name  | Date of Issuance (DD/MM/YYYY) | Amount (USD million) | Tenure (Years) | Maturity Date (DD/MM/YYYY) |
|---|-------------------------------|----------------------|----------------|----------------------------|
| International Sovereign Bonds 2012 - USD 1000 mn <sup>1</sup> | 25/07/2012                    | 269                  | 10             | 25/07/2022                 |
| Sri Lanka Macro Linked Bond 2030_(ISB Restructure 2024)       | 20/12/2024                    | 1,087                | 6              | 15/01/2030                 |
| Sri Lanka Macro Linked Bond 2033_(ISB Restructure 2024)       | 20/12/2024                    | 2,132                | 9              | 15/03/2033                 |
| Sri Lanka Macro Linked Bond 2036_(ISB Restructure 2024)       | 20/12/2024                    | 999                  | 12             | 15/05/2036                 |
| Sri Lanka Macro Linked Bond 2038_(ISB Restructure 2024)       | 20/12/2024                    | 1,999                | 14             | 15/02/2038                 |
| Sri Lanka Governance Linked Bond 2035_(ISB Restructure 2024)  | 20/12/2024                    | 1,440                | 11             | 15/06/2035                 |
| Sri Lanka USD Step-Up Bond 2038_(ISB Restructure 2024)        | 20/12/2024                    | 1,126                | 14             | 15/06/2038                 |
| Sri Lanka PDI Bond_(ISB Restructure 2024)                     | 20/12/2024                    | 1,203                | 4              | 15/04/2028                 |
| <b>Total</b>  |                               | <b>10,255</b>        |                |                            |

Note: <sup>1</sup> to be restructured



### Comparison of Repayment Structure of ISBs



Source: Public Debt Management Office

Note: 2022 includes the balance of USD 269 million to be restructured  
 ISBs have not been classified on the current resident/ non-resident basis of its holdings

### External Debt Restructuring Progress

7

Sri Lanka has achieved significant progress in restructuring its external debt following the public debt service moratorium declared in April 2022.

Sri Lanka has achieved significant milestones in restructuring its debt following the moratorium on public debt service declared in April 2022. On the 26th of June 2024, Sri Lanka reached a final agreement on its debt treatment with the members of the Official Creditor Committee (OCC) of Sri Lanka’s major bilateral lenders, and also Bilateral Debt Treatment Agreements in relation to the loans owed by Sri Lanka to Exim Bank of China.

On the same day, Sri Lanka and China Exim Bank signed and implemented amendment agreements, successfully concluding the debt treatment process. Further progress was made on 24 December 2024 with the signing of amendment agreements with the China Development Bank, marking the successful completion of that restructuring process.

In parallel, an agreement in principle on the restructuring of International Sovereign Bonds (ISBs) was reached on 19 September 2024 with bondholders. The subsequent exchange of outstanding ISBs for new bonds, completed on 16 December 2024, achieved a participation rate of nearly 98%, enabling the exchange of almost all defaulted bonds into new international sovereign bonds.

The signing of bilateral amendatory agreements with the Government of Japan, the Export-Import Bank of India and Government of French Republic has been another

key achievement. On 24 March 2025, Sri Lanka concluded the restructuring process with the Government of Japan. Subsequently, bilateral amendatory agreements between the Government of Sri Lanka and the Export-Import Bank of India, covering Lines of Credit and Buyer's Credit Agreements, were signed on 25 March 2025 and 3 April 2025, respectively. With the completion of the signing of bilateral amendatory agreements with the Government of French Republic on 16 June 2025, Sri Lanka has successfully completed 92% of the its debt restructuring process.

As a result of these agreements, Sri Lanka has resumed regular debt servicing to the aforementioned partners.

As of end-June 2025, Sri Lanka shared debt treatment proposals for restructuring with other bilateral partners. Work is in progress on debt data reconciliation and the drafting of legal agreements with these partners on an individual basis.

## 05. SUMMARY OF DEBT OF PROVINCIAL COUNCILS & LOCAL GOVERNMENT AUTHORITIES

| Province/Local Authority                            | No. of total Local Government Authorities | Outstanding Debt as at 30 June 2025 (RS Mn) <sup>1</sup> | Outstanding Debt as at 30 June 2025 (USD Mn) |
|---|---|--|--|
| Western Province Local Government Authorities       | 17  | 2,634.65   | 8.78   |
| Central Province Local Government Authorities       | 9   | 470.09   | 1.57   |
| Southern Province Local Government Authorities      | 20  | 244.41   | 0.81   |
| North-Western province Local Government Authorities | 15  | 3,729.59   | 12.43  |
| Sabaragamuva province Local Government Authorities  | 12  | 283.94   | 0.95   |
| Northern province Local Government Authorities      | 2   | 2.87   | 0.01   |
| Eastern province Local Government Authorities       | 5   | 31.45  | 0.10   |
| Uva province Local Government Authorities           | 10  | 156.93   | 0.52   |
| North-Central province Local Government Authorities | 9   | 133.29   | 0.44   |
| <b>Total</b>  | <b>99</b>                                 | <b>7,687.22</b>  | <b>25.61</b>                                 |

**Source:** Ministry of Public Administration, Provincial Councils & Local Governments

**Notes:**

<sup>1</sup> Provisional, for the conversion of figures in LKR into USD, the exchange rates as at 30<sup>th</sup> June 2025 have been used.

8

## 06. DEBT OF SOES' TREASURY GUARANTEES & LETTER OF COMFORTS ISSUED BY GENERAL TREASURY

| No                        | Name of the Institution                         | Name of the Bank or Institution                                | Outstanding Amount - Capital as at 30.06.2025 |           |           |            | Total (USD Mn) |
|---------------------------|---|--|---|-----------|-----------|------------|----------------|
|                           |   |  | US\$ Mn.                                      | Euro Mn.  | J.Yen Mn. | Rs. Mn.    |                |
| 1                         | Central Bank of Sri Lanka                       | Reserve Bank of India  | 1,103.43                                      |           |           |            | 1,103.43       |
| 2                         | Road Development Authority                      | Bank of Ceylon   |   |           |           | 110,746.31 | 1,024.92       |
|                           |   | Commercial Bank  |   |           |           | 4,755.93   |                |
|                           |   | DFCC Bank  |   |           |           | 4,809.55   |                |
|                           |   | Hatton National Bank   |   |           |           | 20,133.15  |                |
|                           |   | National Development Bank PLC                                  |   |           |           | 6,299.84   |                |
|                           |   | National Savings Bank  |   |           |           | 108,994.82 |                |
|                           |   | People's Bank  | 9.37  |           |           | 39,005.04  |                |
| Sampath Bank              |   |  |   | 9,886.36  |           |            |                |
| 3                         | National Water Supply & Drainage Board          | Bank of Ceylon   |   |           |           | 39,349.88  | 806.26         |
|                           |   | China Development Bank   | 200.72  |           |           |            |                |
|                           |   | Commercial Bank  |   |           |           | 492.21     |                |
|                           |   | DFCC Bank  |   |           |           | 3,339.63   |                |
|                           |   | Exim Bank of India   | 156.03  |           |           |            |                |
|                           |   | Hatton National Bank   |   |           |           | 7,274.15   |                |
|                           |   | ING Bank, NV of Netherlands                                    |   | 71.32     |           |            |                |
|                           |   | National Development Bank PLC                                  |   |           |           | 14,471.89  |                |
|                           |   | National Savings Bank  |   |           |           | 27,106.37  |                |
|                           |   | People's Bank  |   |           |           | 3,366.15   |                |
| UniCredit Bank Austria AG |   | 40.80  |   |           |           |            |                |
| 4                         | Sri Lankan Airlines Limited                     | Bank of Ceylon   | 105.00  |           |           | 12,900.00  | 502.24         |
|                           |   | DB Trustees (Hong Kong) Limited                                | 175.00  |           |           |            |                |
|                           |   | International Air Transport Association                        | 11.60   |           |           |            |                |
|                           |   | People's Bank  | 105.38  |           |           | 18,673.93  |                |
| 5                         | Ceylon Electricity Board                        | Asian Development Bank   | 301.54  |           |           |            | 379.68         |
|                           |   | Bank of Ceylon   |   |           |           | 1,239.54   |                |
|                           |   | Hatton National Bank   | 0.72  |           |           |            |                |
|                           |   | Industrial And Commercial Bank of China Limited                | 26.53   |           |           |            |                |
|                           |   | National Savings Bank  |   |           |           | 3,500.00   |                |
| People's Bank             |   |  |   | 10,527.07 |           |            |                |
| 6                         | Airport & Aviation Services (Sri Lanka) Limited | Japan International Cooperation Agency (JICA)                  |   |           |           | 26,771.00  | 228.56         |
|                           |   | Hongkong & Shanghai Banking Co.Ltd.                            | 29.50   |           |           |            |                |
|                           |   | Hatton National Bank   |   |           |           | 4,000.00   |                |
| 7                         | Ceylon Petroleum Corporation                    | People's Bank  | 5.02  |           |           |            | 287.80         |
|                           |   | China National Chemical Engineering No.14 Construction Co. Ltd | 23.67   |           |           |            |                |
|                           |   | Bank of Ceylon   |   |           |           | 77,724.75  |                |

9

| No                 | Name of the Institution                              | Name of the Bank or Institution             | Outstanding Amount - Capital as at 30.06.2025 |               |                  |                   | Total<br>(USD Mn) |
|--------------------|--|---|---|---------------|------------------|-------------------|-------------------|
|                    |  |   | US\$ Mn.                                      | Euro Mn.      | J.Yen<br>Mn.     | Rs. Mn.           |                   |
| 8                  | Bank of Ceylon & People's Bank                       | Asian Infrastructure Investment Bank (AIIB) | 100.00  |               |                  |                   | 100.20            |
|                    |  | Export Development Board                    |   |               | 60.00            |                   |                   |
| 9                  | General Sir John Kotelawala Defence University       | Bank of Ceylon                              |   |               | 35.83            |                   | 105.05            |
|                    |  | National Savings Bank                       |   |               | 31,474.94        |                   |                   |
| 10                 | Regional Development Bank                            | Asian Development Bank                      | 50.00   |               |                  |                   | 50.00             |
| 11                 | Ceylon Shipping Corporation Ltd                      | People's Bank                               | 47.55   |               |                  |                   | 47.55             |
| 12                 | Mihin Lanka Limited                                  | Bank of Ceylon                              | 5.00  |               |                  | 1,650.00          | 20.67             |
|                    |  | People's Bank                               | 5.00  |               |                  | 1,550.92          |                   |
| 13                 | National School of Business Management Limited       | Bank of Ceylon                              |   |               |                  | 5,225.00          | 17.42             |
| 14                 | Lanka Sathosa Limited                                | People's Bank                               |   |               |                  | 4,734.02          | 15.78             |
| 15                 | Sri Lanka Insurance Corporation                      | People's Bank                               | 12.00   |               |                  |                   | 12.00             |
| 16                 | Lanka Coal Company (Pvt) Ltd                         | Bank of Ceylon                              |   |               |                  | 13,087.29         | 43.63             |
| 17                 | State Engineering Corporation                        | Bank of Ceylon                              |   |               |                  | 2,399.99          | 8.00              |
| 18                 | Techno Park Development Company Private Limited      | National Savings Bank                       |   |               |                  | 750.00            | 5.00              |
|                    |  | People's Bank                               |   |               |                  | 750.00            |                   |
| 19                 | Sri Lanka Land Reclamation & Development Corporation | National Savings Bank                       |   |               |                  | 934.01            | 3.11              |
| 20                 | Paddy Marketing Board                                | People's Bank                               |   |               |                  | 751.99            | 2.51              |
| 21                 | State Development and Construction Corporation       | Bank of Ceylon                              |   |               |                  | 990.61            | 3.30              |
| 22                 | Co-operative Wholesale Establishment                 | Paddy Marketing Board                       |   |               |                  | 729.60            | 2.43              |
| 23                 | State Printing Corporation                           | People's Bank                               |   |               |                  | -                 | -                 |
| 24                 | Building Materials Corporation Ltd                   | Bank of Ceylon                              |   |               |                  | 500.00            | 1.67              |
| 25                 | Ceylon Fisheries Corporation                         | Bank of Ceylon                              |   |               |                  | 158.62            | 0.53              |
| 26                 | Janatha Estates Development Board                    | Bank of Ceylon                              |   |               |                  | 80.21             | 0.27              |
| 27                 | Northsea Limited                                     | Sri Lanka Savings Bank                      |   |               |                  | 55.36             | 0.31              |
|                    |  | Bank of Ceylon                              |   |               |                  | 37.41             |                   |
| 28                 | Sri Lanka State Plantation Corporation               | People's Bank                               |   |               |                  | 81.90             | 0.27              |
| 29                 | Sri Lanka Rupavahini Corporation                     | Bank of Ceylon                              |   |               |                  | 30.20             | 0.10              |
| 30                 | National Paper Corporation                           | People's Bank                               |   |               |                  | 48.53             | 0.16              |
| <b>Grand Total</b> |  |   | <b>2,471.06</b>                               | <b>112.12</b> | <b>26,771.00</b> | <b>594,713.00</b> | <b>4,770.84</b>   |

## 07 ANNEXURES

### 1. Outstanding of Government External Debt Stock by Creditor

| Lender  | Debt Outstanding<br>(including unpaid<br>Principal) as of 30<br>June 2025 | Unpaid Principal as<br>of end June 2025 |
|---|---|---|
|   | in USD million  | in USD million                          |
| <b>External Debt of the Government</b>        | <b>37,138.3</b>   | <b>1,040.0</b>                          |
| <b>Bilateral</b>                              | <b>11,001.1</b>   | <b>771.4</b>                            |
| AB Svensk Export Credit (Sweden)              | 34.7  | 34.7                                    |
| Agence Francaise De Dev.(France)              | 181.7   | 2.0                                     |
| ANZ Investment Bank (Australia)               | 18.1  | 18.1                                    |
| Banco Bilbao Vizcaya Argentaria - Spain       | 20.5  | 14.4                                    |
| Bank Austria Creditanstalt AG                 | 11.4  | 8.5                                     |
| BNP Paribas-Belgium                           | 2.7   | 1.1                                     |
| Calyon Credit Agricole CIB (France)           | 227.7   | -                                       |
| China Development Bank Corporation            | 612.2   | -                                       |
| Co-op Centrale Raiffeisen (Netherlands)       | 240.4   | 126.0                                   |
| Deutsche Bank AG (United Kingdom)             | 132.4   | 69.8                                    |
| ERSTE BANK- AUSTRIA                           | 11.2  | -                                       |
| Export Development Bank of Iran               | 32.9  | 32.9                                    |
| Export Finance & Ins. Corporation. -Australia | 6.9   | 4.8                                     |
| Export-Import Bank of China                   | 4,196.8   | -                                       |
| Export Import Bank of United States           | 40.1  | 20.0                                    |
| Export Import Bank of Hungary                 | 51.2  | 10.0                                    |
| Export Import Bank of India                   | 877.5   | -                                       |
| Fortis Bank NV/Fortis Banque SA-Belgium       | 2.1   | 2.1                                     |
| Government of Canada                          | 17.9  | 8.0                                     |
| Government of France                          | 68.9  | -                                       |
| Government of India                           | 14.4  | 11.8                                    |
| Government of Japan                           | 2,540.3   | -                                       |
| Government of Kuwait                          | 95.9  | 27.3                                    |
| Government of Pakistan EC                     | 2.1   | 2.1                                     |
| Government of the Republic of Korea           | 298.3   | 46.8                                    |
| Government of the Russian Federation          | 35.4  | 35.4                                    |
| Government of the Federal Republic of Germany | 218.9   | 63.1                                    |
| Government of The People's Republic of China  | 14.0  | 4.6                                     |
| Government of the United States of America    | 84.9  | 52.7                                    |
| HSBC (With Guarantee of EKF Denmark)          | 35.5  | 20.1                                    |
| HSBC Bank PLC (UK)                            | 53.3  | 35.0                                    |
| HSBC Limited (Hongkong)-China                 | 123.1   | 31.5                                    |

| Lender  | Debt Outstanding<br>(including unpaid<br>Principal) | Unpaid Principal as<br>of end June 2025 |
|---|---|---|
|   | in USD million                                      | in USD million                          |
| ING Bank N. V. (Netherlands)                  | 46.3  | 11.6                                    |
| KBC Bank of Belgium                           | 6.0   | 6.0                                     |
| Kingdom of Spain                              | 87.1  | 5.6                                     |
| Raiffesen Zentral Bank (Austria)              | 39.3  | 5.2                                     |
| Saudi Fund For Arab Economic Development      | 176.9   | 46.0                                    |
| State Bank of India                           | 281.0   | -                                       |
| The Riggs National Bank of Washington DC      | 7.5   | 4.5                                     |
| Uni Credit Bank (Austria)                     | 53.3  | 9.7                                     |
| <b>Multilateral</b>                           | <b>13,451.8</b>                                     | <b>-</b>                                |
| Asian Development Bank                        | 6,722.1   | -                                       |
| Asian Infrastructure Investment Bank          | 164.4   | -                                       |
| European Investment Bank                      | 80.6  | -                                       |
| Int. Fund for Agricultural Development        | 171.4   | -                                       |
| International Monetary Fund EFF 23-26 Pr      | 1,396.0   | -                                       |
| Nordic Development Fund                       | 14.2  | -                                       |
| OPEC Fund for International Development       | 154.0   | -                                       |
| World Bank                                    | 4,749.1   | -                                       |
| <b>Market Borrowings (Commercial)</b>         | <b>12,685.5</b>                                     | <b>268.7</b>                            |
| ISBs  | 10,255.1  | 268.7                                   |
| Term Loan Facilities - China Development Bank | 2,430.4   | -                                       |

## 2. Details of Outstanding Treasury Bills<sup>1</sup> as at 30 June 2025

| Maturity Date      | ISIN         | Face Value (Rs Mn) |
|--------------------|--------------|--------------------|
| July 4, 2025       | LKA09125G043 | 10,862.00          |
|                    | LKA18225G040 | 68,659.00          |
|                    | LKA36425G044 | 46,107.00          |
| July 11, 2025      | LKA09125G118 | 5,103.00           |
|                    | LKA18225G115 | 33,981.00          |
|                    | LKA36425G119 | 36,074.00          |
| July 18, 2025      | LKA09125G183 | 4,096.00           |
|                    | LKA18225G180 | 38,499.00          |
|                    | LKA36425G184 | 53,481.00          |
| July 25, 2025      | LKA09125G258 | 18,910.00          |
|                    | LKA18225G255 | 54,532.00          |
|                    | LKA36425G259 | 50,155.00          |
| August 1, 2025     | LKA09125H017 | 11,371.00          |
|                    | LKA18225H014 | 65,774.00          |
|                    | LKA36425H018 | 25,435.00          |
| August 8, 2025     | LKA09125H082 | 11,181.00          |
|                    | LKA18225H089 | 66,455.00          |
|                    | LKA36425H083 | 11,608.00          |
| August 15, 2025    | LKA09125H157 | 9,962.00           |
|                    | LKA18225H154 | 83,356.00          |
|                    | LKA36425H158 | 20,637.00          |
| August 22, 2025    | LKA09125H223 | 12,959.00          |
|                    | LKA18225H220 | 64,542.00          |
|                    | LKA36425H224 | 4,516.00           |
| August 29, 2025    | LKA09125H298 | 19,162.00          |
|                    | LKA18225H295 | 65,750.00          |
|                    | LKA36425H299 | 3,534.00           |
| September 5, 2025  | LKA09125I056 | 16,000.00          |
|                    | LKA18225I053 | 61,053.00          |
|                    | LKA36425I057 | 2,931.00           |
| September 12, 2025 | LKA09125I122 | 22,384.00          |
|                    | LKA18225I129 | 59,106.00          |
|                    | LKA36425I123 | 1,105.00           |
| September 19, 2025 | LKA09125I197 | 31,027.00          |
|                    | LKA18225I194 | 49,325.00          |
|                    | LKA36425I198 | 989.00             |
| September 26, 2025 | LKA09125I262 | 7,985.00           |
|                    | LKA18225I269 | 31,204.00          |
|                    | LKA36425I263 | 1,784.00           |
| October 3, 2025    | LKA18225J036 | 25,918.00          |
|                    | LKA36425J030 | 3,314.00           |
| October 10, 2025   | LKA18225J101 | 14,119.00          |
|                    | LKA36425J105 | 11,244.00          |
| October 17, 2025   | LKA18225J176 | 56,758.00          |
|                    | LKA36425J170 | 21,140.00          |
| October 24, 2025   | LKA18225J242 | 63,259.00          |
|                    | LKA36425J246 | 13,378.00          |

| Maturity Date                                     | ISIN         | Face Value (Rs Mn)  |
|---|--------------|---------------------|
| October 31, 2025                                  | LKA18225J317 | 70,035.00           |
|   | LKA36425J311 | 2,844.00            |
| November 7, 2025                                  | LKA18225K075 | 53,942.00           |
|   | LKA36425K079 | 23,977.00           |
| November 14, 2025                                 | LKA18225K141 | 69,239.00           |
|   | LKA36425K145 | 28,857.00           |
| November 21, 2025                                 | LKA18225K216 | 58,965.00           |
|   | LKA36425K210 | 35,656.00           |
| November 28, 2025                                 | LKA18225K281 | 50,645.00           |
|   | LKA36425K285 | 40,161.00           |
| December 5, 2025                                  | LKA18225L057 | 59,512.00           |
|   | LKA36425L051 | 55,687.00           |
| December 12, 2025                                 | LKA18225L123 | 83,506.00           |
|   | LKA36425L127 | 45,464.00           |
| December 19, 2025                                 | LKA18225L198 | 64,302.00           |
|   | LKA36425L192 | 55,115.00           |
| December 26, 2025                                 | LKA18225L263 | 38,096.00           |
|   | LKA36425L267 | 52,968.00           |
| January 2, 2026                                   | LKA36426A029 | 66,390.00           |
| January 9, 2026                                   | LKA36426A094 | 45,289.00           |
| January 16, 2026                                  | LKA36426A169 | 44,493.00           |
| January 23, 2026                                  | LKA36426A235 | 76,778.00           |
| January 30, 2026                                  | LKA36426A300 | 89,335.00           |
| February 6, 2026                                  | LKA36426B068 | 93,353.00           |
| February 13, 2026                                 | LKA36426B134 | 37,106.00           |
| February 20, 2026                                 | LKA36426B209 | 35,710.00           |
| February 27, 2026                                 | LKA36426B274 | 55,011.00           |
| March 6, 2026                                     | LKA36426C066 | 83,947.00           |
| March 13, 2026                                    | LKA36426C132 | 90,502.00           |
| March 20, 2026                                    | LKA36426C207 | 92,056.00           |
| March 27, 2026                                    | LKA36426C272 | 37,867.00           |
| April 3, 2026                                     | LKA36426D031 | 41,241.00           |
| April 10, 2026                                    | LKA36426D106 | 7,535.00            |
| April 17, 2026                                    | LKA36426D171 | 35,396.00           |
| April 24, 2026                                    | LKA36426D247 | 34,717.00           |
| May 1, 2026                                       | LKA36426E013 | 63,606.00           |
| May 8, 2026                                       | LKA36426E088 | 58,848.00           |
| May 15, 2026                                      | LKA36426E153 | 111,099.00          |
| May 22, 2026                                      | LKA36426E229 | 101,326.00          |
| May 29, 2026                                      | LKA36426E294 | 108,943.00          |
| June 5, 2026                                      | LKA36426F051 | 108,738.00          |
| June 12, 2026                                     | LKA36426F127 | 86,610.00           |
| June 19, 2026                                     | LKA36426F192 | 19,548.00           |
| June 26, 2026                                     | LKA36426F267 | 15,472.00           |
| <b>Treasury Bill Outstanding as at 30.06.2025</b> |              | <b>3,920,611.00</b> |

**Notes:**

1. If the maturity date falls on a bank holiday, payment will be made on the following business day.



### 3. Details of Outstanding Treasury Bonds<sup>1</sup> as at 30 June 2025

| Maturity Date | Series            | ISIN         | Face Value (Rs Mn) |
|---------------|-------------------|--------------|--------------------|
| 1-Jul-2025    | 18.00%2025A       | LKB00325G013 | 273,484.43         |
| 15-Jul-2025   | 01.00%2025A       | LKJ00225G157 | 72,640.22          |
| 1-Aug-2025    | 11.00%2025A       | LKB01025H016 | 92,462.56          |
| 15-Oct-2025   | 10.35%2025A       | LKB00825J156 | 73,408.14          |
| 15-Jan-2026   | 06.75%2026A       | LKB00526A159 | 128,009.64         |
| 1-Feb-2026    | 09.00%2026A       | LKB01326B011 | 223,498.50         |
| 1-Mar-2026    | 05.35%2026A       | LKB01526C014 | 126,183.49         |
| 15-May-2026   | 22.50%2026A       | LKB00426E154 | 145,060.96         |
| 1-Jun-2026    | 11.00%2026A       | LKB01226F014 | 229,046.39         |
| 15-Jul-2026   | 01.00%2026A       | LKJ00226G155 | 52,517.00          |
| 1-Aug-2026    | 11.50%2026A       | LKB01026H014 | 244,501.66         |
| 15-Dec-2026   | 11.25%2026A       | LKB00326L151 | 219,800.00         |
| 20-Dec-2026   | 05.00%2026A       | LKB01026L206 | 9,142.22           |
| 15-Jan-2027   | 11.40%2027A       | LKB00827A151 | 232,483.59         |
| 15-Mar-2027   | 12.00%09.00%2027A | LKK00427C155 | 267,038.49         |
| 1-May-2027    | 18.00%2027A       | LKB00527E019 | 155,671.27         |
| 15-Jun-2027   | 11.75%2027A       | LKB01027F156 | 200,582.61         |
| 15-Jul-2027   | 01.00%2027A       | LKJ00427G159 | 72,640.22          |
| 21-Jul-2027   | 11.00%2027A       | LKB01027G212 | 5,000.00           |
| 15-Aug-2027   | 07.80%2027A       | LKB00827H156 | 49,484.93          |
| 15-Sep-2027   | 20.00%2027A       | LKB00527I150 | 167,478.48         |
| 15-Oct-2027   | 10.30%2027A       | LKB00827J152 | 222,414.12         |
| 15-Dec-2027   | 11.25%2027A       | LKB01027L154 | 202,965.63         |
| 15-Jan-2028   | 18.00%2028A       | LKB00628A153 | 87,654.11          |
| 15-Feb-2028   | 10.75%2028B       | LKB00428B156 | 230,000.00         |
| 15-Mar-2028   | 10.75%2028A       | LKB01028C151 | 246,180.98         |
| 15-Apr-2028   | 12.00%09.00%2028A | LKK00528D158 | 267,038.49         |
| 1-May-2028    | 09.00%2028B       | LKB01528E016 | 256,168.34         |
| 1-Jul-2028    | 09.00%2028A       | LKB01628G019 | 269,855.03         |
| 15-Jul-2028   | 01.00%2028A       | LKJ00428G157 | 52,517.00          |
| 1-Sep-2028    | 11.50%2028A       | LKB01528I017 | 252,610.58         |
| 15-Oct-2028   | 11.00%2028A       | LKB00428J159 | 225,500.00         |
| 15-Dec-2028   | 11.50%2028B       | LKB00528L152 | 266,200.00         |
| 1-Jan-2029    | 13.00%2029A       | LKB01529A012 | 29,211.58          |
| 15-Mar-2029   | 12.40%7.5%5%2029A | LKK00629C156 | 99,693.89          |
| 1-May-2029    | 13.00%2029B       | LKB01529E014 | 36,171.39          |
| 15-May-2029   | 12.00%09.00%2029A | LKK00629E152 | 267,038.49         |
| 15-Jun-2029   | 11.75%2029A       | LKB00529F152 | 273,461.00         |
| 15-Jul-2029   | 01.00%2029A       | LKJ00629G150 | 72,640.22          |
|               | 20.00%2029A       | LKB00729G156 | 58,056.88          |
| 15-Sep-2029   | 11.00%2029A       | LKB00629I154 | 235,505.00         |
| 15-Oct-2029   | 10.35%2029A       | LKB00529J154 | 83,600.00          |
| 15-Dec-2029   | 11.00%2029B       | LKB00529L150 | 291,500.00         |
| 15-Apr-2030   | 12.40%7.5%5%2030A | LKK00730D150 | 99,693.89          |
| 15-May-2030   | 11.00%2030A       | LKB01530E152 | 208,216.36         |
| 15-Jun-2030   | 12.00%09.00%2030A | LKK00730F155 | 267,038.49         |
| 15-Jul-2030   | 01.00%2030A       | LKJ00630G158 | 52,517.00          |
| 15-Oct-2030   | 11.00%2030B       | LKB00730J158 | 184,255.00         |
| 15-Jan-2031   | 12.00%09.00%2031A | LKK00831A152 | 267,038.49         |

| Maturity Date                                     | Series            | ISIN         | Face Value (Rs Mn)   |
|---|-------------------|--------------|----------------------|
| 15-Mar-2031                                       | 11.25%2031A       | LKB01231C151 | 230,731.42           |
| 15-May-2031                                       | 12.40%7.5%5%2031A | LKK00831E154 | 99,693.89            |
|   | 18.00%2031A       | LKB00931E153 | 29,192.62            |
| 15-Jul-2031                                       | 01.00%2031A       | LKJ00831G152 | 72,640.22            |
| 1-Dec-2031  | 12.00%2031A       | LKB01031L016 | 214,629.05           |
| 1-Jan-2032  | 08.00%2032A       | LKB02032A016 | 163,037.81           |
| 15-Feb-2032                                       | 12.00%09.00%2032A | LKK00932B156 | 267,038.49           |
| 15-Jun-2032                                       | 12.40%7.5%5%2032A | LKK00932F157 | 99,693.89            |
| 1-Jul-2032  | 18.00%2032A       | LKB01032G014 | 96,222.02            |
| 15-Jul-2032                                       | 01.00%2032A       | LKJ00832G150 | 52,517.00            |
| 1-Oct-2032  | 09.00%2032A       | LKB02032J017 | 228,944.71           |
| 15-Dec-2032                                       | 11.50%2032A       | LKB00832L158 | 173,250.00           |
| 15-Jan-2033                                       | 11.20%2033A       | LKB01533A154 | 238,900.00           |
|   | 12.40%7.5%5%2033A | LKK01033A154 | 348,928.63           |
| 15-Mar-2033                                       | 12.00%09.00%2033A | LKK01033C150 | 267,038.49           |
| 1-Jun-2033  | 09.00%2033A       | LKB02033F013 | 170,856.00           |
| 1-Jul-2033  | 13.25%2033A       | LKB02033G011 | 23,511.76            |
| 15-Jul-2033                                       | 01.00%2033A       | LKJ01033G154 | 72,640.22            |
| 1-Nov-2033  | 09.00%2033B       | LKB02033K013 | 141,823.00           |
| 1-Jan-2034  | 13.25%2034A       | LKB02034A012 | 77,858.98            |
| 15-Feb-2034                                       | 12.40%7.5%5%2034A | LKK01134B158 | 348,928.63           |
| 15-Apr-2034                                       | 12.00%09.00%2034A | LKK01134D154 | 267,038.49           |
| 15-Jul-2034                                       | 01.00%2034A       | LKJ01034G152 | 52,514.86            |
| 15-Sep-2034                                       | 10.25%2034A       | LKB01534I155 | 215,500.00           |
| 15-Mar-2035                                       | 11.50%2035A       | LKB02035C155 | 164,565.00           |
|   | 12.40%7.5%5%2035A | LKK01235C151 | 348,928.63           |
| 15-May-2035                                       | 12.00%09.00%2035A | LKK01235E157 | 267,038.49           |
| 15-Mar-2036                                       | 0.50%2036A        | LKJ01236C152 | 19,466.08            |
| 15-Apr-2036                                       | 12.40%7.5%5%2036A | LKK01336D155 | 348,928.63           |
| 15-Jun-2036                                       | 12.00%09.00%2036A | LKK01336F150 | 267,038.49           |
| 15-Jan-2037                                       | 12.00%09.00%2037A | LKK01437A157 | 267,038.49           |
| 15-May-2037                                       | 12.40%7.5%5%2037A | LKK01437E159 | 348,928.63           |
| 15-Sep-2037                                       | 0.50%2037A        | LKJ01337I155 | 19,466.08            |
| 15-Feb-2038                                       | 12.00%09.00%2038A | LKK01538B150 | 267,038.49           |
| 15-Jun-2038                                       | 12.40%7.5%5%2038A | LKK01538F151 | 348,928.63           |
| 15-Sep-2038                                       | 0.50%2038A        | LKJ01438I151 | 19,466.08            |
| 15-Aug-2039                                       | 10.50%2039A       | LKB02039H156 | 25,000.00            |
| 15-Sep-2039                                       | 0.50%2039A        | LKJ01539I156 | 19,466.08            |
| 15-Sep-2040                                       | 0.50%2040A        | LKJ01640I152 | 19,466.08            |
| 1-Jan-2041  | 12.00%2041A       | LKB02541A016 | 29,870.00            |
| 15-Sep-2041                                       | 0.50%2041A        | LKJ01741I158 | 19,466.08            |
| 15-Sep-2042                                       | 0.50%2042A        | LKJ01842I154 | 19,466.08            |
| 1-Jun-2043  | 09.00%2043A       | LKB03043F011 | 3,133.25             |
| 15-Sep-2043                                       | 0.50%2043A        | LKJ01943I150 | 19,466.08            |
| 1-Jan-2044  | 13.50%2044A       | LKB03044A010 | 10,969.85            |
| 1-Jun-2044  | 13.50%2044B       | LKB03044F019 | 77,861.76            |
| 1-Mar-2045  | 12.50%2045A       | LKB03045C013 | 10,058.00            |
| <b>Treasury Bond Outstanding as at 30.06.2025</b> |                   |              | <b>15,039,061.92</b> |

**Notes:**

1. If the maturity date falls on a bank holiday, payment will be made on the following business day.

#### 4. The Outstanding List of Treasury Guarantees Issued by the General Treasury up to 30.06.2025

| S.No | Name of the Institution                        | Name of the Bank or Institution | Value of the Treasury Guarantees |          |           |          | Date of Issue | Date of Expiry | Outstanding Amount - Capital as at 30.06.2025 |          |           |          |
|------|--|---------------------------------|----------------------------------|----------|-----------|----------|---------------|----------------|---|----------|-----------|----------|
|      |  |                                 | US\$ Mn.                         | Euro Mn. | J.Yen Mn. | Rs. Mn.  |               |                | US\$ Mn.                                      | Euro Mn. | J.Yen Mn. | Rs. Mn.  |
| 1    | Road Development Authority                     | Commercial Bank                 |                                  |          |           | 829.25   | 1-Sep-11      | 31-Mar-30      |   |          |           | 829.25   |
| 2    | General Sir John Kotelawala Defence University | Bank of Ceylon                  |                                  |          |           | 85.00    | 29-Aug-11     | 31-Dec-26      |   |          |           | 8.93     |
| 3    | Road Development Authority                     | People's Bank                   |                                  |          |           | 1,291.08 | 14-Mar-12     | 20-Apr-30      |   |          |           | 1,291.08 |
| 4    | Road Development Authority                     | People's Bank                   |                                  |          |           | 785.39   | 21-Mar-12     | 28-Apr-30      |   |          |           | 785.39   |
| 5    | Road Development Authority                     | People's Bank                   |                                  |          |           | 4,647.57 | 21-Mar-12     | 02-May-30      |   |          |           | 4,647.57 |
| 6    | Road Development Authority                     | People's Bank                   |                                  |          |           | 1,656.01 | 21-Mar-12     | 02-May-30      |   |          |           | 1,656.01 |
| 7    | Road Development Authority                     | Commercial Bank                 |                                  |          |           | 840.62   | 15-Nov-12     | 31-Mar-30      |   |          |           | 840.62   |
| 8    | Road Development Authority                     | Commercial Bank                 |                                  |          |           | 873.27   | 26-Dec-12     | 31-Mar-30      |   |          |           | 873.27   |
| 9    | Road Development Authority                     | Hatton National Bank            |                                  |          |           | 1,386.37 | 28-Dec-12     | 01-Apr-32      |   |          |           | 1,386.37 |
| 10   | Road Development Authority                     | DFCC Bank                       |                                  |          |           | 367.32   | 31-Dec-12     | 31-Mar-30      |   |          |           | 367.32   |
| 11   | Road Development Authority                     | Hatton National Bank            |                                  |          |           | 2,283.87 | 14-May-13     | 01-Apr-32      |   |          |           | 2,283.87 |
| 12   | General Sir John Kotelawala Defence University | Bank of Ceylon                  |                                  |          |           | 750.00   | 7-Jun-13      | 30-Jun-28      |   |          |           | 26.90    |
| 13   | Road Development Authority                     | Hatton National Bank            |                                  |          |           | 1,301.55 | 11-Jul-13     | 01-Apr-34      |   |          |           | 1,301.55 |
| 14   | Road Development Authority                     | Hatton National Bank            |                                  |          |           | 1,323.38 | 11-Jul-13     | 01-Apr-34      |   |          |           | 1,323.38 |
| 15   | Road Development Authority                     | Hatton National Bank            |                                  |          |           | 734.21   | 5-Aug-13      | 01-Apr-34      |   |          |           | 734.21   |
| 16   | Road Development Authority                     | Hatton National Bank            |                                  |          |           | 1,769.27 | 5-Aug-13      | 01-Apr-34      |   |          |           | 1,769.27 |
| 17   | Road Development Authority                     | Hatton National Bank            |                                  |          |           | 1,147.84 | 30-Aug-13     | 01-Apr-34      |   |          |           | 1,147.84 |
| 18   | Road Development Authority                     | Hatton National Bank            |                                  |          |           | 838.28   | 28-Nov-13     | 01-Apr-34      |   |          |           | 838.28   |
| 19   | Road Development Authority                     | Hatton National Bank            |                                  |          |           | 1,018.01 | 28-Nov-13     | 01-Apr-34      |   |          |           | 1,018.01 |
| 20   | Road Development Authority                     | Hatton National Bank            |                                  |          |           | 357.14   | 28-Nov-13     | 01-Apr-34      |   |          |           | 357.14   |

|    |  |   |       |  |           |          |           |           |      |  |           |          |
|----|--|---|-------|--|-----------|----------|-----------|-----------|------|--|-----------|----------|
| 21 | Road Development Authority                           | Hatton National Bank                          |       |  |           | 4,786.43 | 28-Nov-13 | 01-Apr-34 |      |  |           | 4,786.43 |
| 22 | Road Development Authority                           | Hatton National Bank                          |       |  |           | 1,292.84 | 28-Nov-13 | 01-Apr-34 |      |  |           | 1,292.84 |
| 23 | National School of Business Management Limited       | Bank of Ceylon                                |       |  |           | 8,600.00 | 18-Dec-13 | 31-Dec-28 |      |  |           | 5,225.00 |
| 24 | Road Development Authority                           | DFCC Bank                                     |       |  |           | 529.19   | 27-Dec-13 | 31-Mar-32 |      |  |           | 529.19   |
| 25 | Road Development Authority                           | Hatton National Bank                          |       |  |           | 1,492.31 | 27-Dec-13 | 01-Apr-34 |      |  |           | 1,492.31 |
| 26 | Road Development Authority                           | National Development Bank PLC                 |       |  |           | 4,282.29 | 11-Feb-14 | 01-Apr-34 |      |  |           | 4,282.92 |
| 27 | Road Development Authority                           | National Development Bank PLC                 |       |  |           | 560.41   | 13-Feb-14 | 01-Apr-34 |      |  |           | 560.41   |
| 28 | Road Development Authority                           | National Development Bank PLC                 |       |  |           | 693.93   | 14-Mar-14 | 01-Apr-34 |      |  |           | 693.93   |
| 29 | Road Development Authority                           | National Development Bank PLC                 |       |  |           | 376.74   | 25-Mar-14 | 01-Apr-34 |      |  |           | 376.74   |
| 30 | Road Development Authority                           | Hatton National Bank                          |       |  |           | 401.65   | 25-Mar-14 | 01-Apr-34 |      |  |           | 401.65   |
| 31 | Road Development Authority                           | Commercial Bank                               |       |  |           | 544.11   | 3-Apr-14  | 31-Mar-34 |      |  |           | 544.11   |
| 32 | Road Development Authority                           | Commercial Bank                               |       |  |           | 1,668.68 | 15-Jul-14 | 31-Mar-34 |      |  |           | 1,668.68 |
| 33 | Road Development Authority                           | National Development Bank PLC                 |       |  |           | 385.83   | 26-Aug-14 | 01-Apr-34 |      |  |           | 385.83   |
| 34 | Road Development Authority                           | People's Bank                                 | 44.71 |  |           | -        | 22-Sep-14 | 30-Sep-27 | 9.37 |  |           |          |
| 35 | Sri Lanka Land Reclamation & Development Corporation | National Savings Bank                         |       |  |           | 2,000.00 | 26-Sep-14 | 31-Oct-28 |      |  |           | 934.01   |
| 36 | Sri Lanka Land Reclamation & Development Corporation | National Savings Bank                         |       |  |           | 1,500.00 | 13-Jul-15 | 31-Oct-28 |      |  |           |          |
| 37 | National Water Supply & Drainage Board               | Bank of Ceylon                                |       |  |           | 1,148.06 | 12-Nov-14 | 31-May-29 |      |  |           | 644.23   |
| 38 | National Water Supply & Drainage Board               | National Development Bank PLC                 |       |  |           | 2,800.00 | 9-Dec-14  | 31-Dec-29 |      |  |           | 1,424.18 |
| 39 | National Water Supply & Drainage Board               | DFCC Bank                                     |       |  |           | 2,900.00 | 9-Dec-14  | 31-Dec-29 |      |  |           | 1,475.03 |
| 40 | Airport & Aviation Services (Sri Lanka) Limited      | Japan International Cooperation Agency (JICA) |       |  | 28,969.00 | -        | 28-Mar-12 | 28-Mar-52 |      |  | 25,999.00 |          |



|    |  |                               |        |       |  |           |           |           |        |       |  |           |
|----|--|-------------------------------|--------|-------|--|-----------|-----------|-----------|--------|-------|--|-----------|
| 60 | National Water Supply & Drainage Board         | National Development Bank PLC |        |       |  | 4,500.00  | 25-Jul-17 | 26-Jul-35 |        |       |  |           |
| 61 | National Water Supply & Drainage Board         | National Development Bank PLC |        |       |  | 6,500.00  | 18-Feb-19 | 26-Jul-35 |        |       |  | 11,910.07 |
| 62 | National Water Supply & Drainage Board         | National Development Bank PLC |        |       |  | 4,000.00  | 16-Feb-21 | 26-Jul-35 |        |       |  |           |
| 63 | National Water Supply & Drainage Board         | Bank of Ceylon                | 9.67   |       |  | -         | 19-Oct-17 | 23-Oct-32 |        |       |  | 1,188.40  |
| 64 | National Water Supply & Drainage Board         | China Development Bank**      | 13.70  |       |  | -         | 21-Aug-17 | 21-Aug-42 | 45.80  |       |  |           |
| 65 | Road Development Authority                     | Sampath Bank                  |        |       |  | 14,500.00 | 20-Dec-17 | 31-Dec-32 |        |       |  | 9,886.36  |
| 66 | Ceylon Electricity Board                       | Asian Development Bank        | 90.00  |       |  | -         | 29-Jun-17 | 15-May-41 | 63.71  |       |  |           |
| 67 | Ceylon Electricity Board                       | Asian Development Bank        | 150.00 |       |  | -         | 10-Jul-17 | 15-Nov-41 | 108.78 |       |  |           |
| 68 | Road Development Authority                     | Bank of Ceylon                |        |       |  | 1,387.00  | 24-Jan-18 | 31-Jan-33 |        |       |  | 520.16    |
| 69 | National Water Supply & Drainage Board         | UniCredit Bank Austria AG     |        | 50.60 |  | -         | 28-Mar-18 | 31-Aug-29 |        | 40.80 |  |           |
| 70 | National Water Supply & Drainage Board         | People's Bank                 |        | 7.62  |  | -         | 6-Apr-18  | 10-Apr-33 |        |       |  | 921.47    |
| 71 | State Development and Construction Corporation | Bank of Ceylon                |        |       |  | 1,126.81  | 8-Jun-18  | 11-Jun-33 |        |       |  | 990.61    |
| 72 | State Engineering Corporation                  | Bank of Ceylon                |        |       |  | 1,280.26  | 30-Jun-18 | 30-Jun-33 |        |       |  | 1,999.99  |
| 73 | State Engineering Corporation                  | Bank of Ceylon                |        |       |  | 719.74    | 22-Oct-18 | 30-Jun-33 |        |       |  |           |
| 74 | Ceylon Electricity Board                       | Asian Development Bank        | 160.00 |       |  | -         | 22-Nov-17 | 15-Sep-37 | 129.05 |       |  |           |
| 75 | National Water Supply & Drainage Board         | People's Bank                 |        |       |  | 128.32    | 13-Jul-18 | 31-Jul-33 |        |       |  | 19.18     |
| 76 | State Engineering Corporation                  | Bank of Ceylon                |        |       |  | 300.00    | 6-Aug-18  | 8-Aug-28  |        |       |  | 300.00    |
| 77 | Road Development Authority                     | Bank of Ceylon                |        |       |  | 10,000.00 | 13-Aug-18 | 15-Aug-33 |        |       |  | 17,809.52 |
| 78 | Road Development Authority                     | Bank of Ceylon                |        |       |  | 5,766.52  | 3-Sep-18  | 15-Aug-33 |        |       |  |           |

|    |   |  |       |       |  |           |           |           |       |       |  |           |
|----|---|--|-------|-------|--|-----------|-----------|-----------|-------|-------|--|-----------|
| 79 | Road Development Authority                      | Bank of Ceylon   |       |       |  | 4,150.00  | 11-Sep-18 | 15-Aug-33 |       |       |  |           |
| 80 | Road Development Authority                      | Bank of Ceylon   |       |       |  | 1,854.99  | 17-Sep-18 | 15-Aug-33 |       |       |  |           |
| 81 | Road Development Authority                      | Bank of Ceylon   |       |       |  | 228.49    | 9-Apr-19  | 15-Aug-33 |       |       |  |           |
| 82 | Ceylon Petroleum Corporation                    | People's Bank  | 7.73  |       |  | -         | 31-Aug-18 | 15-Sep-31 | 5.02  |       |  |           |
| 83 | Ceylon Shipping Corporation Ltd                 | People's Bank  | 71.91 |       |  | -         | 7-Sep-18  | 3-Jun-34  | 47.55 |       |  |           |
| 84 | National Water Supply & Drainage Board          | Bank of Ceylon   |       |       |  | 382.24    | 25-Sep-18 | 15-Sep-33 |       |       |  | 268.15    |
| 85 | Building Materials Corporation Ltd              | Bank of Ceylon   |       |       |  | 500.00    | 22-Oct-18 | 19-Oct-33 |       |       |  | 500.00    |
| 86 | Road Development Authority                      | Bank of Ceylon   |       |       |  | 5,000.00  | 12-Dec-18 | 20-Dec-33 |       |       |  | 7,043.48  |
| 87 | Road Development Authority                      | Bank of Ceylon   |       |       |  | 4,000.00  | 28-Dec-18 | 20-Dec-33 |       |       |  |           |
| 88 | National Water Supply & Drainage Board          | ING Bank, NV of Netherlands                                    |       | 12.29 |  | -         | 12-Dec-18 | 4-Jul-23  |       | 3.86  |  |           |
| 89 | National Water Supply & Drainage Board          | ING Bank, NV of Netherlands                                    |       | 70.66 |  | -         | 12-Dec-18 | 3-Oct-33  |       | 67.46 |  |           |
| 90 | Road Development Authority                      | DFCC Bank  |       |       |  | 5,000.00  | 14-Feb-19 | 12-Mar-34 |       |       |  | 3,913.04  |
| 91 | Airport & Aviation Services (Sri Lanka) Limited | Hatton National Bank   |       |       |  | 4,000.00  | 22-Mar-19 | 21-Mar-34 |       |       |  | 4,000.00  |
| 92 | Road Development Authority                      | Bank of Ceylon   |       |       |  | 10,000.00 | 4-Apr-19  | 15-Apr-34 |       |       |  | 18,749.99 |
| 93 | Road Development Authority                      | Bank of Ceylon   |       |       |  | 5,000.00  | 7-May-19  | 15-Apr-34 |       |       |  |           |
| 94 | Road Development Authority                      | Bank of Ceylon   |       |       |  | 5,000.00  | 6-Jun-19  | 15-Apr-34 |       |       |  |           |
| 95 | Road Development Authority                      | Bank of Ceylon   |       |       |  | 5,000.00  | 21-Jun-19 | 15-Apr-34 |       |       |  |           |
| 96 | Ceylon Petroleum Corporation                    | China National Chemical Engineering No.14 Construction Co. Ltd | 43.78 |       |  | -         | 26-Jun-19 | 31-Jan-31 | 23.67 |       |  |           |

|     |  |   |        |  |  |           |           |           |        |  |  |           |
|-----|--|---|--------|--|--|-----------|-----------|-----------|--------|--|--|-----------|
| 97  | Sri Lankan Airlines Limited            | DB Trustees (Hong Kong) Limited                 | 175.00 |  |  | -         | 26-Jun-19 | 25-Jun-24 | 175.00 |  |  |           |
| 98  | Ceylon Electricity Board               | Industrial And Commercial Bank of China Limited | 41.97  |  |  | -         | 2-Jul-19  | 23-Apr-26 | 26.53  |  |  |           |
| 99  | National Water Supply & Drainage Board | National Savings Bank                           |        |  |  | 15,000.00 | 30-Jun-20 | 15-Jul-35 |        |  |  | 12,500.00 |
| 100 | National Water Supply & Drainage Board | People's Bank                                   |        |  |  | 2,874.69  | 31-Jul-20 | 15-Aug-35 |        |  |  | 1,923.21  |
| 101 | National Paper Corporation             | People's Bank                                   |        |  |  | 40.00     | 22-Oct-20 | 31-Dec-25 |        |  |  | 4.61      |
| 102 | Road Development Authority             | National Savings Bank                           |        |  |  | 10,000.00 | 22-Oct-20 | 30-Jun-35 |        |  |  | 8,333.33  |
| 103 | Ceylon Electricity Board               | National Savings Bank                           |        |  |  | 5,000.00  | 26-Nov-20 | 15-Dec-28 |        |  |  | 3,500.00  |
| 104 | National Water Supply & Drainage Board | National Savings Bank                           |        |  |  | 15,000.00 | 9-Dec-20  | 15-Dec-35 |        |  |  | 12,500.00 |
| 105 | Road Development Authority             | People's Bank                                   |        |  |  | 10,000.00 | 30-Dec-20 | 31-Dec-35 |        |  |  | 8,749.99  |
| 106 | Road Development Authority             | National Savings Bank                           |        |  |  | 1,600.33  | 30-Dec-20 | 01-Apr-32 |        |  |  | 1,600.33  |
| 107 | Road Development Authority             | National Savings Bank                           |        |  |  | 891.41    | 30-Dec-20 | 01-Apr-32 |        |  |  | 891.41    |
| 108 | Road Development Authority             | National Savings Bank                           |        |  |  | 1,541.38  | 30-Dec-20 | 01-Apr-34 |        |  |  | 1,541.38  |
| 109 | Road Development Authority             | National Savings Bank                           |        |  |  | 325.86    | 30-Dec-20 | 01-Apr-32 |        |  |  | 325.86    |
| 110 | Road Development Authority             | National Savings Bank                           |        |  |  | 1,178.22  | 30-Dec-20 | 01-Apr-34 |        |  |  | 1,178.22  |
| 111 | Road Development Authority             | National Savings Bank                           |        |  |  | 1,510.58  | 30-Dec-20 | 01-Apr-34 |        |  |  | 1,510.58  |
| 112 | Road Development Authority             | National Savings Bank                           |        |  |  | 2,538.76  | 30-Dec-20 | 01-Apr-34 |        |  |  | 2,538.76  |
| 113 | Road Development Authority             | National Savings Bank                           |        |  |  | 1,214.30  | 30-Dec-20 | 01-Apr-34 |        |  |  | 1,214.30  |
| 114 | Road Development Authority             | National Savings Bank                           |        |  |  | 1,062.50  | 30-Dec-20 | 01-Apr-32 |        |  |  | 1,062.50  |
| 115 | Road Development Authority             | National Savings Bank                           |        |  |  | 1,196.73  | 30-Dec-20 | 01-Apr-34 |        |  |  | 1,196.73  |



|     |                            |                       |  |  |  |           |           |           |  |  |  |           |
|-----|----------------------------|-----------------------|--|--|--|-----------|-----------|-----------|--|--|--|-----------|
| 116 | Road Development Authority | National Savings Bank |  |  |  | 2,556.02  | 30-Dec-20 | 01-Apr-34 |  |  |  | 2,556.02  |
| 117 | Road Development Authority | National Savings Bank |  |  |  | 2,935.67  | 30-Dec-20 | 01-Apr-34 |  |  |  | 2,935.67  |
| 118 | Road Development Authority | National Savings Bank |  |  |  | 5,217.03  | 30-Dec-20 | 01-Apr-34 |  |  |  | 5,217.03  |
| 119 | Road Development Authority | National Savings Bank |  |  |  | 1,350.00  | 30-Dec-20 | 01-Apr-34 |  |  |  | 1,350.00  |
| 120 | Road Development Authority | National Savings Bank |  |  |  | 2,397.94  | 30-Dec-20 | 01-Apr-34 |  |  |  | 2,397.94  |
| 121 | Road Development Authority | National Savings Bank |  |  |  | 677.25    | 30-Dec-20 | 01-Apr-34 |  |  |  | 677.25    |
| 122 | Road Development Authority | National Savings Bank |  |  |  | 1,113.19  | 30-Dec-20 | 01-Apr-34 |  |  |  | 1,113.19  |
| 123 | Road Development Authority | National Savings Bank |  |  |  | 947.84    | 30-Dec-20 | 01-Apr-34 |  |  |  | 947.84    |
| 124 | Road Development Authority | National Savings Bank |  |  |  | 713.50    | 30-Dec-20 | 01-Apr-35 |  |  |  | 713.50    |
| 125 | Road Development Authority | National Savings Bank |  |  |  | 1,279.16  | 30-Dec-20 | 01-Apr-35 |  |  |  | 1,279.16  |
| 126 | Road Development Authority | National Savings Bank |  |  |  | 1,718.35  | 30-Dec-20 | 01-Apr-35 |  |  |  | 1,718.35  |
| 127 | Road Development Authority | National Savings Bank |  |  |  | 1,451.49  | 30-Dec-20 | 01-Apr-35 |  |  |  | 1,451.49  |
| 128 | Road Development Authority | National Savings Bank |  |  |  | 319.76    | 30-Dec-20 | 01-Apr-35 |  |  |  | 319.76    |
| 129 | Road Development Authority | National Savings Bank |  |  |  | 1,059.03  | 30-Dec-20 | 01-Apr-34 |  |  |  | 1,059.03  |
| 130 | Road Development Authority | National Savings Bank |  |  |  | 787.27    | 30-Dec-20 | 01-Apr-34 |  |  |  | 787.27    |
| 131 | Road Development Authority | National Savings Bank |  |  |  | 1,229.27  | 30-Dec-20 | 01-Apr-35 |  |  |  | 1,229.27  |
| 132 | Road Development Authority | National Savings Bank |  |  |  | 744.83    | 30-Dec-20 | 01-Apr-34 |  |  |  | 744.83    |
| 133 | Road Development Authority | National Savings Bank |  |  |  | 1,108.00  | 30-Dec-20 | 01-Apr-35 |  |  |  | 1,108.00  |
| 134 | Road Development Authority | National Savings Bank |  |  |  | 11,200.00 | 30-Dec-20 | 1-Apr-35  |  |  |  | 11,200.00 |

|     |  |   |        |  |  |           |           |           |        |  |  |           |
|-----|--|---|--------|--|--|-----------|-----------|-----------|--------|--|--|-----------|
| 135 | Road Development Authority             | National Savings Bank                       |        |  |  | 7,500.00  | 30-Dec-20 | 1-Apr-35  |        |  |  | 7,500.00  |
| 136 | Road Development Authority             | Bank of Ceylon                              |        |  |  | 10,000.00 | 5-Jan-21  | 1-Jan-36  |        |  |  | 9,583.00  |
| 137 | National Water Supply & Drainage Board | Commercial Bank                             |        |  |  | 968.36    | 20-Jan-21 | 15-Jul-29 |        |  |  | 492.21    |
| 138 | National Water Supply & Drainage Board | Hatton National Bank                        |        |  |  | 6,046.03  | 10-Feb-21 | 1-Jul-31  |        |  |  | 4,136.76  |
| 139 | National Water Supply & Drainage Board | Hatton National Bank                        |        |  |  | 1,471.36  | 11-Feb-21 | 1-Jan-31  |        |  |  | 980.91    |
| 140 | National Water Supply & Drainage Board | National Savings Bank                       |        |  |  | 710.61    | 11-Feb-21 | 31-May-29 |        |  |  | 426.37    |
| 141 | Road Development Authority             | National Savings Bank                       |        |  |  | 5,000.00  | 19-Feb-21 | 20-Feb-36 |        |  |  | 9,166.67  |
| 142 | Road Development Authority             | National Savings Bank                       |        |  |  | 5,000.00  | 15-Mar-21 | 20-Feb-36 |        |  |  |           |
| 143 | Ceylon Electricity Board               | People's Bank                               |        |  |  | 6,500.00  | 3-Mar-21  | 26-Jun-29 |        |  |  | 5,041.73  |
| 144 | Bank of Ceylon & People's Bank         | Asian Infrastructure Investment Bank (AIIB) | 180.00 |  |  | -         | 21-Mar-21 | 21-Mar-27 | 100.00 |  |  |           |
| 145 | Road Development Authority             | Bank of Ceylon                              |        |  |  | 10,000.00 | 9-Jun-21  | 10-Jun-36 |        |  |  | 9,583.33  |
| 146 | National Paper Corporation             | People's Bank                               |        |  |  | 100.00    | 25-Jun-21 | 30-Jun-26 |        |  |  | 43.92     |
| 147 | Road Development Authority             | National Savings Bank                       |        |  |  | 3,250.00  | 15-Jul-21 | 15-Jul-36 |        |  |  | 2,979.17  |
| 148 | Road Development Authority             | National Savings Bank                       |        |  |  | 10,000.00 | 29-Jul-21 | 30-Jul-36 |        |  |  | 9,166.67  |
| 149 | Northsea Limited                       | Sri Lanka Savings Bank                      |        |  |  | 60.00     | 22-Sep-21 | 15-May-26 |        |  |  | 55.36     |
| 150 | Road Development Authority             | National Savings Bank                       |        |  |  | 10,000.00 | 13-Oct-21 | 11-Oct-36 |        |  |  | 9,166.67  |
| 151 | Road Development Authority             | Bank of Ceylon                              |        |  |  | 12,950.38 | 1-Nov-21  | 1-Nov-36  |        |  |  | 360.67    |
| 152 | Road Development Authority             | National Savings Bank                       |        |  |  | 11,800.00 | 9-Nov-21  | 11-Oct-36 |        |  |  | 10,816.67 |
| 153 | Road Development Authority             | Bank of Ceylon                              |        |  |  | 11,000.00 | 12-Nov-21 | 25-Jun-35 |        |  |  | 9,625.00  |
| 154 | Road Development Authority             | Bank of Ceylon                              |        |  |  | 14,000.00 | 12-Nov-21 | 14-Jul-35 |        |  |  | 12,250.00 |
| 155 | Road Development Authority             | People's Bank                               |        |  |  | 17,000.00 | 12-Nov-21 | 15-Jul-35 |        |  |  | 14,875.00 |

|     |   |                       |  |  |  |          |           |           |  |  |  |          |
|-----|---|-----------------------|--|--|--|----------|-----------|-----------|--|--|--|----------|
| 156 | Road Development Authority                      | People's Bank         |  |  |  | 8,000.00 | 12-Nov-21 | 25-Aug-35 |  |  |  | 7,000.00 |
| 157 | Janatha Estates Development Board               | Bank of Ceylon        |  |  |  | 200.00   | 25-Nov-21 | 2-Dec-26  |  |  |  | 80.21    |
| 158 | Techno Park Development Company Private Limited | National Savings Bank |  |  |  | 750.00   | 30-Nov-21 | 29-Nov-26 |  |  |  | 750.00   |
| 159 | National Water Supply & Drainage Board          | National Savings Bank |  |  |  | 2,000.00 | 2-Dec-21  | 31-May-36 |  |  |  | 1,680.00 |
| 160 | Road Development Authority                      | Bank of Ceylon        |  |  |  | 1,784.36 | 10-Jan-22 | 31-Mar-30 |  |  |  | 1,433.67 |
| 161 | Road Development Authority                      | Bank of Ceylon        |  |  |  | 2,063.00 | 10-Jan-22 | 31-Mar-30 |  |  |  | 1,604.17 |
| 162 | Road Development Authority                      | Bank of Ceylon        |  |  |  | 2,007.64 | 10-Jan-22 | 31-Mar-30 |  |  |  | 1,565.50 |
| 163 | Road Development Authority                      | Bank of Ceylon        |  |  |  | 315.56   | 10-Jan-22 | 31-Mar-34 |  |  |  | 1,378.01 |
| 164 | Road Development Authority                      | Bank of Ceylon        |  |  |  | 1,413.16 | 10-Jan-22 | 31-Mar-32 |  |  |  |          |
| 165 | Road Development Authority                      | Bank of Ceylon        |  |  |  | 354.58   | 10-Jan-22 | 31-Mar-32 |  |  |  | 1,473.60 |
| 166 | Road Development Authority                      | Bank of Ceylon        |  |  |  | 1,494.31 | 10-Jan-22 | 31-Mar-32 |  |  |  |          |
| 167 | Road Development Authority                      | Bank of Ceylon        |  |  |  | 670.75   | 10-Jan-22 | 31-Mar-32 |  |  |  | 3,061.53 |
| 168 | Road Development Authority                      | Bank of Ceylon        |  |  |  | 3,139.25 | 10-Jan-22 | 31-Mar-32 |  |  |  |          |
| 169 | Road Development Authority                      | Bank of Ceylon        |  |  |  | 385.64   | 10-Jan-22 | 31-Mar-32 |  |  |  | 1,599.96 |
| 170 | Road Development Authority                      | Bank of Ceylon        |  |  |  | 1,636.31 | 10-Jan-22 | 31-Mar-32 |  |  |  |          |
| 171 | Road Development Authority                      | Bank of Ceylon        |  |  |  | 299.25   | 10-Jan-22 | 31-Mar-32 |  |  |  | 1,330.00 |
| 172 | Road Development Authority                      | Bank of Ceylon        |  |  |  | 1,363.75 | 10-Jan-22 | 31-Mar-32 |  |  |  |          |
| 173 | Road Development Authority                      | Bank of Ceylon        |  |  |  | 3,330.95 | 10-Jan-22 | 31-Mar-32 |  |  |  | 2,716.93 |
| 174 | Road Development Authority                      | Bank of Ceylon        |  |  |  | 2,173.92 | 10-Jan-22 | 31-Mar-32 |  |  |  | 1,761.35 |
| 175 | Road Development Authority                      | Bank of Ceylon        |  |  |  | 1,253.93 | 10-Jan-22 | 31-Mar-34 |  |  |  | 987.58   |
| 176 | Road Development Authority                      | Bank of Ceylon        |  |  |  | 2,249.99 | 10-Jan-22 | 31-Mar-34 |  |  |  | 1,707.99 |
| 177 | Road Development Authority                      | Bank of Ceylon        |  |  |  | 1,894.95 | 10-Jan-22 | 31-Mar-34 |  |  |  | 1,671.12 |
| 178 | Road Development Authority                      | Bank of Ceylon        |  |  |  | 2,123.65 | 10-Jan-22 | 31-Mar-35 |  |  |  | 1,884.57 |
| 179 | Road Development Authority                      | Bank of Ceylon        |  |  |  | 242.54   | 10-Jan-22 | 31-May-35 |  |  |  | 1,045.18 |

|     |   |   |        |  |          |           |           |       |  |  |          |
|-----|---|---|--------|--|----------|-----------|-----------|-------|--|--|----------|
| 180 | Road Development Authority                      | Bank of Ceylon                          |        |  | 1,567.46 | 10-Jan-22 | 31-May-35 |       |  |  |          |
| 181 | Techno Park Development Company Private Limited | People's Bank                           |        |  | 750.00   | 29-Mar-22 | 28-Feb-29 |       |  |  | 750.00   |
| 182 | Regional Development Bank                       | Asian Development Bank                  | 50.00  |  | -        | 14-Jun-19 | 30-Nov-31 | 50.00 |  |  |          |
| 183 | Ceylon Electricity Board                        | Hatton National Bank                    | 12.30  |  | -        | 15-Jul-13 | -         | 0.72  |  |  |          |
| 184 | National Water Supply & Drainage Board          | China Development Bank                  | 102.54 |  | -        | 4-Oct-17  |           | 40.55 |  |  |          |
| 185 | Sri Lanka Rupavahini Corporation                | Bank of Ceylon                          |        |  | 93.00    | 10-Jun-20 | 15-May-26 |       |  |  | 30.2     |
| 186 | Sri Lanka State Plantation Corporation          | People's Bank                           |        |  | 100.00   | 16-Oct-23 | 31-Dec-28 |       |  |  | 81.90    |
| 187 | Ceylon Electricity Board                        | Bank of Ceylon                          |        |  | 4,540.00 | 28-Feb-24 | 28-Feb-25 |       |  |  | 1,239.54 |
| 188 | Ceylon Electricity Board                        | People's Bank                           |        |  | 8,833.33 | 27-Apr-23 | 7-Apr-25  |       |  |  | 5,485.34 |
| 189 | State Engineering Corporation                   | Bank of Ceylon                          |        |  | 100.00   | 30-Mar-22 | 15-May-25 |       |  |  | 100.00   |
| 190 | Ceylon Fisheries Corporation                    | Bank of Ceylon                          |        |  | 100.00   | 3-Dec-21  | 31-Dec-25 |       |  |  | 150.00   |
| 191 | Ceylon Fisheries Corporation                    | Bank of Ceylon                          |        |  | 100.00   | 29-Dec-21 | 31-Dec-25 |       |  |  |          |
| 192 | Northsea Limited                                | Bank of Ceylon                          |        |  | 8.63     | 4-Jan-22  | 31-Dec-25 |       |  |  | 8.63     |
| 193 | Ceylon Fisheries Corporation                    | Bank of Ceylon                          |        |  | 50.00    | 28-Sep-21 | 31-Dec-25 |       |  |  | 8.62     |
| 194 | Northsea Limited                                | Bank of Ceylon                          |        |  | 30.00    | 30-May-22 | 31-Dec-25 |       |  |  | 28.78    |
| 195 | Sri Lankan Airlines Limited                     | International Air Transport Association | 11.60  |  |          | 4-Oct-23  | 31-Jul-25 | 11.60 |  |  |          |
| 196 | State Printing Corporation                      | People's Bank                           |        |  | 1,165.00 | 27-Sep-22 | 15-Sep-26 |       |  |  | -        |
| 197 | Sri Lanka Insurance Corporation                 | People's Bank                           | 12.00  |  | -        | 20-Sep-24 | -         | 12.00 |  |  |          |
| 198 | National Water Supply & Drainage Board          | Bank of Ceylon                          | 34.43  |  | -        | 28-Nov-16 | 28-Nov-33 |       |  |  | 4,911.54 |
| 199 | National Water Supply & Drainage Board          | Bank of Ceylon                          |        |  | 2,792.07 | 14-Nov-14 | 30-Nov-31 |       |  |  | 2,386.43 |

|     |  |                       |       |  |  |            |           |           |  |  |  |           |
|-----|--|-----------------------|-------|--|--|------------|-----------|-----------|--|--|--|-----------|
| 200 | National Water Supply & Drainage Board         | Bank of Ceylon        |       |  |  | 1,500.00   | 28-Jul-14 | 31-Jan-32 |  |  |  | 2,146.05  |
| 201 | National Water Supply & Drainage Board         | Bank of Ceylon        |       |  |  | 1,500.00   | 3-Jun-16  | 31-Jan-32 |  |  |  |           |
| 202 | National Water Supply & Drainage Board         | Bank of Ceylon        |       |  |  | 2,890.00   | 4-Mar-16  | 15-Sep-32 |  |  |  | 2,594.04  |
| 203 | National Water Supply & Drainage Board         | Bank of Ceylon        |       |  |  | 847.66     | 29-Jan-21 | 15-Sep-32 |  |  |  |           |
| 204 | National Water Supply & Drainage Board         | Bank of Ceylon        | 29.10 |  |  | -          | 31-Aug-16 | 28-Feb-33 |  |  |  | 4,154.80  |
| 205 | National Water Supply & Drainage Board         | Bank of Ceylon        | 18.10 |  |  | -          | 19-Oct-17 | 23-Oct-34 |  |  |  | 2,915.97  |
| 206 | National Water Supply & Drainage Board         | Bank of Ceylon        |       |  |  | 3,041.00   | 30-Dec-14 | 30-Jun-31 |  |  |  | 3,678.13  |
| 207 | National Water Supply & Drainage Board         | Bank of Ceylon        |       |  |  | 1,870.50   | 31-May-16 | 30-Jun-31 |  |  |  |           |
| 208 | National Water Supply & Drainage Board         | Bank of Ceylon        |       |  |  | 1,015.00   | 28-Jan-16 | 30-Jul-32 |  |  |  | 1,167.34  |
| 209 | National Water Supply & Drainage Board         | Bank of Ceylon        |       |  |  | 485.03     | 22-Jan-21 | 30-Jul-32 |  |  |  |           |
| 210 | National Water Supply & Drainage Board         | Bank of Ceylon        |       |  |  | 2,500.00   | 9-Jul-20  | 15-Jul-37 |  |  |  | 5,041.77  |
| 211 | National Water Supply & Drainage Board         | Bank of Ceylon        |       |  |  | 3,351.94   | 25-Aug-20 | 15-Jul-37 |  |  |  |           |
| 212 | National Water Supply & Drainage Board         | Bank of Ceylon        |       |  |  | 3,014.83   | 29-Sep-15 | 31-Mar-32 |  |  |  | 5,991.69  |
| 213 | National Water Supply & Drainage Board         | Bank of Ceylon        |       |  |  | 3,936.67   | 24-May-16 | 31-Mar-32 |  |  |  |           |
| 214 | National Water Supply & Drainage Board         | Bank of Ceylon        |       |  |  | 1,141.36   | 7-Oct-19  | 31-Mar-32 |  |  |  |           |
| 215 | Lanka Coal Company (Pvt) Ltd                   | Bank of Ceylon        |       |  |  | 22,000.00  | 4-Jan-23  | 22-Oct-25 |  |  |  | 13,087.29 |
| 216 | Lanka Coal Company (Pvt) Ltd                   | Bank of Ceylon        |       |  |  | 27,500.00  | 27-Jan-23 | 27-Jan-26 |  |  |  |           |
| 217 | Lanka Sathosa Limited                          | People's Bank         |       |  |  | 2,241.00   | 29-Dec-23 | 31-Dec-25 |  |  |  | 2,260.12  |
| 218 | Ceylon Petroleum Corporation                   | Bank of Ceylon        |       |  |  | 100,000.00 | 20-Mar-23 | 31-Dec-25 |  |  |  | 77,724.75 |
| 219 | General Sir John Kotelawala Defence University | National Savings Bank |       |  |  | 33,896.09  | 23-Jul-20 | 17-Sep-31 |  |  |  | 31,474.94 |

|     |  |                       |                 |               |                  |                     |           |           |                 |               |                  |                     |
|-----|--|-----------------------|-----------------|---------------|------------------|---------------------|-----------|-----------|-----------------|---------------|------------------|---------------------|
| 220 | Paddy Marketing Board                                    | People's Bank         |                 |               |                  | 751.99              | 27-Jan-23 | 31-Dec-25 |                 |               |                  | 751.99              |
| 221 | Sri Lankan Airlines Limited                              | People's Bank         | 30.00           |               |                  | -                   | 4-Jul-22  | 31-Dec-25 |                 |               |                  | 2,584.54            |
| 222 | Sri Lankan Airlines Limited                              | People's Bank         | 7.50            |               |                  | -                   | 27-May-23 | 31-Dec-25 |                 |               |                  | 1,387.50            |
| 223 | Sri Lankan Airlines Limited                              | Bank of Ceylon        | 5.00            |               |                  |                     | 27-May-23 | 31-Dec-25 | 5.00            |               |                  |                     |
| 224 | Sri Lankan Airlines Limited                              | People's Bank         |                 |               |                  | 1,351.90            | 14-Nov-22 | 31-Dec-25 |                 |               |                  | 1,351.89            |
| 225 | Sri Lankan Airlines Limited                              | People's Bank         | 5.38            |               |                  | -                   | 14-Nov-22 | 31-Dec-25 | 5.38            |               |                  |                     |
| 226 | Central Bank of Sri Lanka                                | Reserve Bank of India | 1,101.43        |               |                  |                     | 01-Jul-25 | 03-Jan-27 | 1,101.43        |               |                  |                     |
|     | <b>Total in Issued Currency</b>                          |                       | <b>2,773.65</b> | <b>164.59</b> | <b>74,397.00</b> | <b>699,924.76</b>   |           |           | <b>2,261.06</b> | <b>112.12</b> | <b>26,771.00</b> | <b>561,998.57</b>   |
|     | <b>CBSL Indicative Exchange Rates - As at 30.06.2025</b> |                       | 299.9674        | 351.7418      | 2.0810           |                     |           |           | 299.9674        | 351.7418      | 2.0810           |                     |
|     | <b>Total in Rupees</b>                                   |                       | <b>832,004</b>  | <b>57,895</b> | <b>154,820</b>   | <b>699,924.76</b>   |           |           | <b>678,244</b>  | <b>39,437</b> | <b>55,710</b>    | <b>561,998.57</b>   |
|     | <b>Grand Total</b>                                       |                       |                 |               |                  | <b>1,744,643.24</b> |           |           |                 |               |                  | <b>1,335,390.28</b> |

## Notes:

\* Loan amount of this project is USD 195 Mn and Sovereign guarantee amount is USD 48.7 Mn. For the balance loan amount Treasury issued a letter of Undertaking amounting USD 146.3 Mn

\*\* Loan amount of this project is USD 54.8 Mn and Sovereign guarantee amount is USD 13.7 Mn. For the balance loan amount Treasury issued a letter of Undertaking amounting USD 41.1 Mn

## 5. The Outstanding List of Letter of Comfort Issued by the General Treasury up to 30.06.2025

| S. No. | Name of Institution                                      | Name of the Bank or Institution | LC Amount        |          |           |               | Date of Issue | Date of Expiry | Outstanding Amount - Capital as at 30.06.2025 |          |           |                  |
|--------|--|---------------------------------|------------------|----------|-----------|---------------|---------------|----------------|---|----------|-----------|------------------|
|        |  |                                 | USD Mn.          | Eur Mn.  | J.Yen Mn. | Rs. Mn.       |               |                | USD Mn.                                       | Euro Mn. | J.Yen Mn. | Rs. Mn.          |
| 1      | Co-operative Wholesale Establishment                     | Paddy Marketing Board           |                  |          |           | 440.00        | 11-Jan-17     | 11-Jan-18      |   |          |           | 440.00           |
| 2      | Co-operative Wholesale Establishment                     | Paddy Marketing Board           |                  |          |           | 440.00        | 1-Mar-17      | 22-Feb-18      |   |          |           | 289.60           |
| 3      | Mihin Lanka Limited                                      | Bank of Ceylon                  | 2.50             |          |           | -             | 9-Dec-21      | 31-Dec-24      | 2.50  |          |           |                  |
| 4      | Mihin Lanka Limited                                      | People's Bank                   | 2.50             |          |           | -             | 9-Dec-21      | 31-Dec-24      | 2.50  |          |           |                  |
| 5      | Mihin Lanka Limited                                      | Bank of Ceylon                  |                  |          |           | 1,650.00      | 9-Dec-21      | 31-Dec-24      |   |          |           | 1,650.00         |
| 6      | Mihin Lanka Limited                                      | People's Bank                   |                  |          |           | 1,650.00      | 9-Dec-21      | 31-Dec-24      |   |          |           | 1,550.92         |
| 7      | Mihin Lanka Limited                                      | Bank of Ceylon                  | 2.50             |          |           | -             | 9-Dec-21      | 31-Dec-24      | 2.50  |          |           |                  |
| 8      | Mihin Lanka Limited                                      | People's Bank                   | 2.50             |          |           | -             | 9-Dec-21      | 31-Dec-24      | 2.50  |          |           |                  |
| 9      | Lanka Sathosa Limited                                    | People's Bank                   |                  |          |           | 3,000.00      | 29-Dec-23     | 31-Dec-25      |   |          |           | 2,473.90         |
| 10     | Sri Lankan Air Lines Limited                             | People's Bank                   | 32.50            |          |           | -             | 30-Dec-22     | 31-Dec-25      | 32.50   |          |           |                  |
| 11     | Sri Lankan Air Lines Limited                             | Bank of Ceylon                  | 32.50            |          |           | -             | 30-Dec-22     | 31-Dec-25      | 32.50   |          |           |                  |
| 12     | Sri Lankan Air Lines Limited                             | Bank of Ceylon                  | 42.50            |          |           | -             | 10-Oct-22     | 31-Dec-25      | 42.50   |          |           |                  |
| 13     | Sri Lankan Air Lines Limited                             | People's Bank                   | 42.50            |          |           | -             | 10-Oct-22     | 31-Dec-25      | 42.50   |          |           |                  |
| 14     | Sri Lankan Air Lines Limited                             | Bank of Ceylon                  | 25.00            |          |           | -             | 17-Feb-23     | 31-Dec-25      | 25.00   |          |           |                  |
| 15     | Sri Lankan Air Lines Limited                             | People's Bank                   | 25.00            |          |           | -             | 17-Feb-23     | 31-Dec-25      | 25.00   |          |           |                  |
| 16     | Sri Lankan Air Lines Limited                             | Bank of Ceylon                  |                  |          |           | 12,900.00     | 30-Jun-23     | 31-Dec-25      |   |          |           | 12,900.00        |
| 17     | Sri Lankan Air Lines Limited                             | People's Bank                   |                  |          |           | 13,350.00     | 30-Jun-23     | 31-Dec-25      |   |          |           | 13,350.00        |
| 18     | Bank of Ceylon and Peoples Bank                          | Export Development Board        |                  |          |           | 60.00         | 29-Mar-18     | 28-Feb-27      |   |          |           | 60.00            |
|        | <b>Total in Issued Currency</b>                          |                                 | <b>210.00</b>    | <b>-</b> | <b>-</b>  | <b>33,490</b> |               |                | <b>210.00</b>                                 | <b>-</b> | <b>-</b>  | <b>32,714.42</b> |
|        | <b>CBSL Indicative Exchange Rates - As at 30.06.2025</b> |                                 | 299.96           |          |           |               |               |                | 299.96  |          |           |                  |
|        | <b>Total in Rupees</b>                                   |                                 | <b>62,993.15</b> |          |           | <b>33,490</b> |               |                | <b>62,993.15</b>                              |          |           | <b>32,714.42</b> |
|        | <b>Grand Total</b>                                       |                                 |                  |          |           |               |               |                |   |          |           | <b>95,707.57</b> |

