

Statistical Debt Bulletin

First Quarter | 2026

ISSUED ON MAY 30, 2026



Public Debt Management Office
Ministry of Finance, Planning and
Economic Development
Sri Lanka



Contents

1. Overview

2. Summary of Public Debt

3. Domestic Debt of the Government

4. External Debt of the Government

5. Debt of Provincial Councils & Local Government Authorities

6. Government Guarantees of State-Owned Enterprises

7. Annexures

Annexure 1:

Outstanding of Government External Debt Stock by Creditor

Annexure 2:

Details of Outstanding Treasury Bills

Annexure 3:

Details of Outstanding Treasury Bonds

Annexure 4:

Details of Outstanding Domestic Dollar Bonds

Annexure 5:

The Outstanding List of Treasury Guarantees Issued by the General Treasury

Annexure 6:

The Outstanding List of Letter of Comfort Issued by the General Treasury



01. Overview

The Statistical Debt Bulletin is published quarterly by the Public Debt Management Office of the Ministry of Finance, Planning and Economic Development, in accordance with Section 24 of the Public Debt Management Act No. 33 of 2024.

This edition presents statistical information for the fourth quarter of 2025, outlining the structure, composition, and overall levels of Sri Lanka's public debt as of 31st March 2026.

The bulletin serves as an important tool in reinforcing the Government's commitment to fiscal transparency and accountability. By providing timely, reliable, and comprehensive data on public debt, it supports evidence-based policymaking, strengthens investor confidence, and enhances public understanding of the country's debt position. Regular dissemination of such information is consistent with international best practices and helps building trust among domestic and international stakeholders, including creditors, rating agencies, development partners, researchers, and the general public.

Sri Lanka's public debt comprises three main components:

- Central Government Debt
- Subnational Government Debt (borrowings by Provincial Councils and Local Government Authorities)
- Debt of State-Owned Enterprises (SOEs), including Government-guaranteed debt

This bulletin provides details on the stock of public debt, classification of debt instruments, and debt service obligations settled during the quarter. It also presents information on Treasury guarantees and letters of comfort issued by the Government, reflecting the broader landscape of contingent liabilities.



02. Summary of Public Debt

Summary of the Public Debt as of March 31, 2026

Debt of the Government	SOE Debt (Guaranteed)	PC and LG Debt
USD 98,965 Million	USD 3,279 Million	USD 23 Million

Outstanding Public Debt as of March 31, 2026

Composition of Public Debt (Gross)		End December 2025 ¹		End March 2026 ²	
		USD million	LKR billion	USD million	LKR billion
Debt of the Government	Domestic Debt⁷	62,693	19,434	61,497	19,383
	LKR Denominated	60,489	18,751	59,294	18,689
	FX Denominated	2,204	683	2,203	694
	External Debt	37,663	11,675	37,468	11,810
	Bilateral	10,678	3,310	10,485	3,305
	Multilateral ^{3, 6}	14,314	4,437	14,182	4,470
Market Borrowings	12,671	3,928	12,801	4,035	
Total Debt of the Government		100,356	31,109	98,965	31,193
PC & LG Debt	Sub National Government Debt (LKR Denominated)				
	Provincial Councils (PCs)	0	0	0	0
	Local Governments (LGs)	21	6	23	7
	Total PC and LG Debt ⁴	21	6	23	7
SOE Debt ⁵	SOE Guaranteed Debt				
	LKR Denominated	1,407	436	1,441	454
	FX Denominated	2,077	644	1,837	579
	Total Debt of SOEs	3,484	1,080	3,279	1,033
Total Public Debt (Gross)		103,861	32,195	102,267	32,233

Sources: Public Debt Management Office, Ministry of Public Administration, Provincial Councils & Local Government

Notes:

¹ for the conversion of figures in difference currencies into USD, the indicative exchange rates as of 31st December 2025 have been used (ex. USD: LKR =309.9944).

² Provisional. For the conversion of figures in different currencies into USD, the indicative exchange rates as at 31st March 2026 have been used (ex. USD: LKR = 315.1909).

³ includes receipts under IMF's EFF 23-26 program

⁴ Provisional, end of March 2026, Data were collected from the Ministry of Public Administration, Provincial Councils & Local Governments.

⁵ Data were collected from relevant financial banks and institutions

⁶ Includes receipt under IMF, RFI

⁷ Domestic Project Loans includes borrowings from Domestic Banks from 2011 for the development projects implemented by RDA, NWSDB



Summary of Issuances/ Disbursements Debt Service Payments – First Quarter of 2026

Borrowings/ Securities Issuances of the Government within the First Quarter of 2026

	USD million
Creditor category/ Instrument	Total
Domestic ¹	6,140
T - Bills	3,838
T - Bonds	2,302
External ^{2,3}	98
Bilateral	23
Multilateral	75
Market Borrowings	-
Total	6,238

Debt Service Payments of the Government within the First Quarter of 2026

	USD million		
Creditor/ Creditor Category	Principal Payments /Maturities	Interest Payments	Total
Domestic ¹	5,977	1,588	7,565
T - Bills	4,461	283	4,744
T - Bonds	1,516	1,305	2,821
External ^{2,3}	282	237	530
Bilateral	139	64	207
Multilateral	144	86	234
Market Borrowings	0	87	89
Total			8,094

Sources: Public Debt Management Office

Notes:

¹ For the conversion of figures in different currencies into USD, the exchange rates as at 31st March 2026 have been used (eg. USD:LKR = 315.1909).

03. Domestic Debt of The Government

Summary of Outstanding Domestic Debt

Source	Outstanding Debt (USD million)	Outstanding Debt (LKR billion)
Treasury Bills ¹	9,049	2,852
Treasury Bonds	50,177	15,815
Domestic Dollar Bond	50	16
Term Loan - BOC	1,582	499
Term Loan - PB	546	172
Suhurupaya Loan Account of Ministry of Defense	8	3
Retirement Gratuity Loan Account	41	13
Development Project Loans ²	43	14
Total	61,497	19,383

Notes:

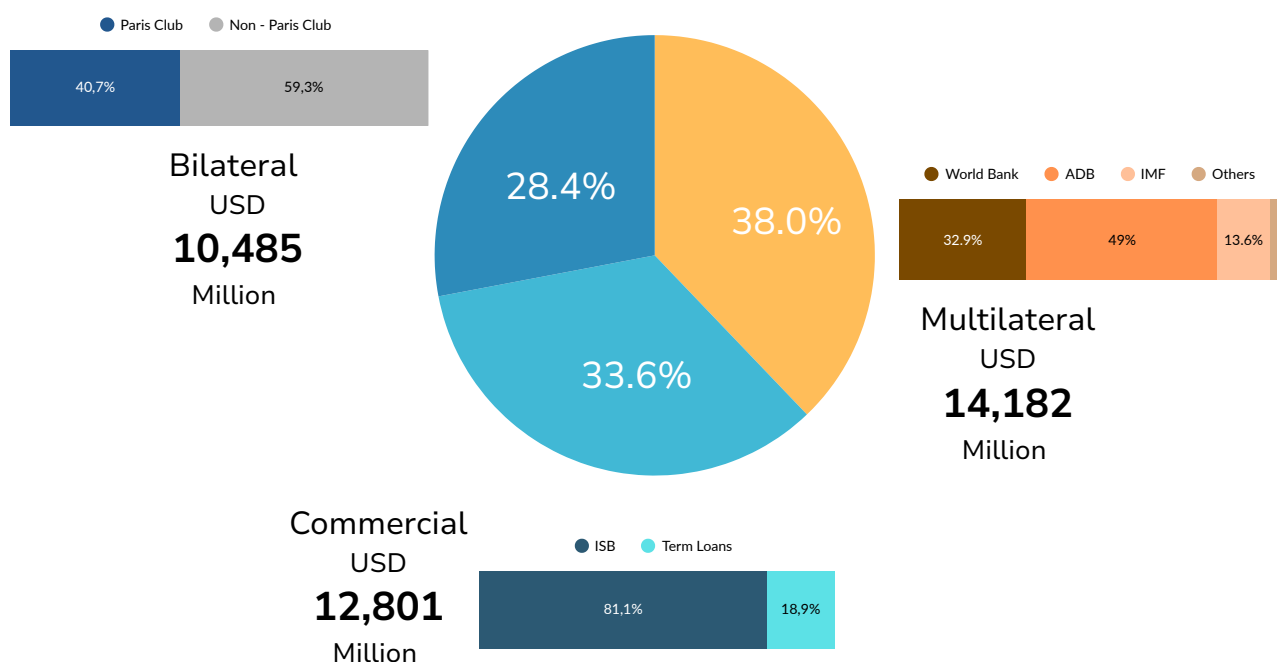
¹ includes interest

² borrowings from Domestic Banks from 2011 to 2019 to finance for development projects implemented by Roads Development Authority, Ministry of Health and National Water Supply & Drainage Board
For the conversion of figures in different currencies into USD, the exchange rates as at 31st March 2026 have been used (eg. USD:LKR = 315.1909).



04. External Debt of the Government

Composition of Outstanding Government External Debt – End March 2026



Source: Public Debt Management Office

Notes

PC =Paris Club Countries, NPC =Non-Paris Club Countries

Outstanding amounts of ISBs have not been classified on the current resident/ non-resident basis of their holdings

As of the end of March 2026, total government external debt stood at USD 37,468 million, reflecting a nominal decrease of USD 195 million from USD 37,663 million recorded at the end of the fourth quarter of 2025.

Multilateral debt accounts for 38 percent of total government external debt, followed by commercial debt at 34 percent and bilateral debt at 28 percent. Approximately 81 percent of commercial debt comprises International Sovereign Bond (ISB) issuances, with the remainder consisting of foreign currency term financing facilities.

The Asian Development Bank and the World Bank are the major multilateral creditors representing over 82 percent of the total multilateral debt. Under Bilateral debt, 59 percent represented by non-Paris Club countries while about 41 percent from Paris club countries.



Outstanding of Government External Debt by Creditor Countries and Organizations as end of March 2026

Debt of the Government	Debt Outstanding (including unpaid Principal) in USD million
Multilateral	14,182.1
Asian Development Bank	6,954.0
World Bank	4,667.3
International Monetary Fund	1,928.6
International Fund for Agricultural Development	165.6
Asian Infrastructure Investment Bank	195.3
OPEC Fund for International Development	176.8
European Investment Bank	81.6
Nordic Development Fund	12.8
Bilateral	10,485.4
Paris Club Countries	4,264.1
Japan	2,307.5
France	466.2
Korea	264.9
Netherlands	269.5
Germany	216.0
UK	212.4
USA	132.5
Austria	112.8
Spain	105.3
Russia	35.4
Sweden	34.7
Denmark	39.1
Australia	39.2
Canada	17.6
Belgium	11.0
Non Paris Club Countries	6,221.3
China	4,988.2
India	856.1
Saudi Arabia	196.5
Kuwait	94.8
Hungary	50.6
Iran	32.9
Pakistan ¹	2.1
Commercial	12,801.0
ISBs ²	10,381.6
Term loan facilities – China Development Bank	2,419.3
Total	37,468.5

Source: Public Debt Management Office

Notes:

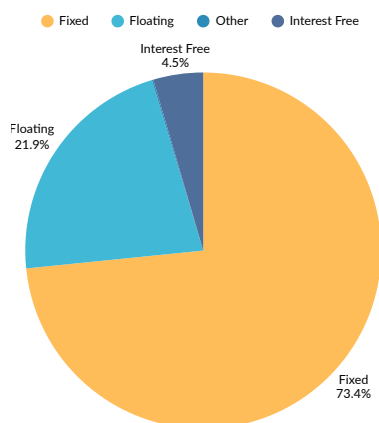
¹ To be reconciled with lender

* Provisional

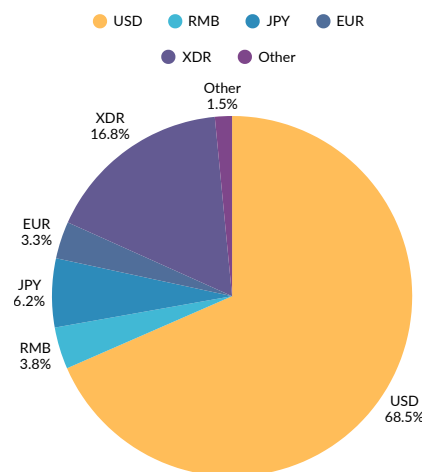


Composition of Government External Debt

Composition of External Debt by Type of Interest (%)



Composition of External Debt by Currency (%)



Source: Public debt management Office

Approximately 74 percent of the Government’s external debt is composed of fixed-interest-rate instruments, while 22 percent is obtained at floating interest rates.

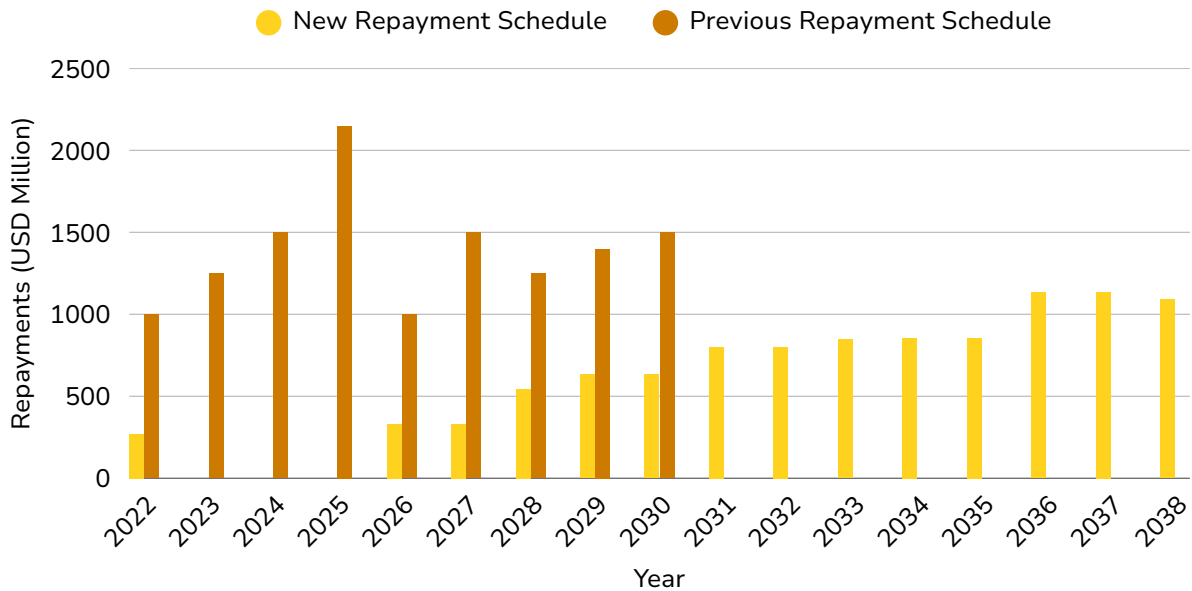
Details of Outstanding International Sovereign Bonds

Bond Exchange Name	Date of Issuance	Amount (USD million)	Tenure (Years)	Maturity Date
International Sovereign Bonds 2012 - USD 1000 mn ¹	July 25, 2012	269	10	July 25, 2022
Sri Lanka Macro Linked Bond 2030_(ISB Restructure 2024)	December 20, 2024	1,087	6	January 15, 2030
Sri Lanka Macro Linked Bond 2033_(ISB Restructure 2024)	December 20, 2024	2,132	9	March 15, 2033
Sri Lanka Macro Linked Bond 2036_(ISB Restructure 2024)	December 20, 2024	999	12	May 15, 2036
Sri Lanka Macro Linked Bond 2038_(ISB Restructure 2024)	December 20, 2024	1,999	14	February 15, 2038
Sri Lanka Governance Linked Bond 2035_ (ISB Restructure 2024)	December 20, 2024	1,440	11	June 15, 2035
Sri Lanka USD Step-Up Bond 2038_(ISB Restructure 2024)	December 20, 2024	1,126	14	June 15, 2038
Sri Lanka PDI Bond_(ISB Restructure 2024)	December 20, 2024	1,329	4	April 15, 2028
Total		10,382		

Note: ¹ to be restructured



Comparison of Repayment Structure of ISBs



Source: Public Debt Management Office

Note:

ISBs have not been classified on the current resident/ non-resident basis of its holdings

Sri Lanka’s Debt Restructuring Progress

Sri Lanka has achieved substantial progress in restructuring its external debt following the public debt service moratorium declared in April 2022. Significant milestones have been reached across bilateral and commercial creditor categories.

On 26 June 2024, Sri Lanka finalized a debt treatment agreement with the members of the Official Creditor Committee (OCC), representing the country’s major bilateral lenders. On the same date, Sri Lanka also concluded Bilateral Debt Treatment Agreements with the Export-Import Bank of China for loans owed to that institution. These agreements were implemented through the signing of amendment arrangements, completing the debt treatment process with China Exim Bank. Further progress was achieved on 24 December 2024 with the signing of amendment agreements with the China Development Bank, marking the conclusion of that restructuring process as well.

Meanwhile, Sri Lanka reached an agreement in principle with International Sovereign Bond (ISB) holders on 19 September 2024 regarding the restructuring of ISBs. The subsequent exchange of outstanding ISBs into new bonds was completed on 16 December 2024, achieving a participation rate of nearly 98 percent, facilitating the conversion of almost all defaulted ISBs into new International Sovereign Bonds.



Sri Lanka also made important gains in restructuring bilateral debt with Paris Club members. The signing of bilateral amendatory agreements with the Government of Japan, the Export-Import Bank of India, and the Government of the French Republic marked a series of key achievements. The restructuring process with Japan was concluded on 24 March 2025, followed by the signing of bilateral amendatory agreements with the Export-Import Bank of India on 25 March 2025 (Lines of Credit) and 3 April 2025 (Buyer's Credit Agreements). Sri Lanka has signed bilateral amendatory agreements with the Government of the French Republic on 16 June 2025, EXIM Bank of Hungary on 01 July 2025, Saudi fund on 14 July 2025 and the United Kingdom on 22 August 2025.

Bilateral amendatory agreements signed with the Government of Australia on 27 October 2025 and with the Government of Denmark on 11 November 2025. Moreover, the bilateral agreements with the Belgium and the Government of Germany were signed during the Quater 1, 2026.

As a result of these agreements, Sri Lanka has resumed regular debt servicing to the respective creditor partners.



05. Summary of Debt - Provincial Councils and Local Government Authorities

Province/Local Authority	No. of total Local Government Authorities with Liabilities	Outstanding Debt as at 31 March 2026 (RS Mn) ¹	Outstanding Debt as at 31 March 2026 (USD Mn)
Western Province Local Government Authorities	15	2,446.0	7.8
Central Province Local Government Authorities	7	177.4	0.6
Southern Province Local Government Authorities	23	743.4	2.4
North-Western province Local Government Authorities	12	3,157.6	10.0
Sabaragamuva province Local Government Authorities	12	271.4	0.9
Northern province Local Government Authorities	1	2.6	0.01
Eastern province Local Government Authorities	6	26.2	0.1
Uva province Local Government Authorities	9	159.6	0.5
North-Central province Local Government Authorities	11	181.4	0.6
Total	96	7,165.6	22.7

Source: Ministry of Public Administration, Provincial Councils & Local Governments

Notes: ¹ Provisional, for the conversion of figures in LKR into USD, the exchange rates as at 31st March 2026 have been used (eg. USD:LKR = 315.1909).



06. Debt of SOEs - Treasury Guarantees and Letters of Comfort Issued by the General Treasury

No	Name of the Institution	Name of the Bank or Institution	Outstanding Amount - as at 31.03.2026				Total (USD Mn)
			USD Mn.	Euro Mn.	J.Yen Mn.	Rs. Mn.	
1	Central Bank of Sri Lanka	Reserve Bank of India	426.43				426.43
2	Road Development Authority	Bank of Ceylon				89,337.85	636.60
		DFCC Bank				3,478.26	
		National Savings Bank				65,481.17	
		People's Bank	5.35			31,440.80	
		Sampath Bank				9,227.27	
3	National Water Supply & Drainage Board	Bank of Ceylon				31,190.44	739.70
		China Development Bank	193.73				
		Commercial Bank				363.08	
		DFCC Bank				2,701.08	
		Exim Bank of India	160.9				
		Hatton National Bank				6,114.82	
		ING Bank, NV of Netherlands		71.32			
		National Development Bank PLC				11,883.47	
		National Development Bank PLC				991.43	
		National Savings Bank				25,350.00	
4	Sri Lankan Airlines Limited	People's Bank				2,217.50	186.60
		UniCredit Bank Austria AG		40.8			
5	Ceylon Electricity Board	DB Trustees (Hong Kong) Limited	175				357.40
		International Air Transport Association	11.6				
		Asian Development Bank	305.66				
6	Airport & Aviation Services (Sri Lanka) Limited	Bank of Ceylon				111.18	207.95
		Hatton National Bank				0	
		Industrial and Commercial Bank of China Limited	26.53				
		National Savings Bank				3,000.00	
7	Ceylon Petroleum Corporation	People's Bank				4,835.34	341.25
		Hatton National Bank				4000	
		Hongkong & Shanghai Banking Co.Ltd.	29.5				
7	Ceylon Petroleum Corporation	Japan International Cooperation Agency (JICA)				26,468	341.25
		Bank of Ceylon				100000	
		China National Chemical Engineering No.14 Construction Co. Ltd	19.73				
		People's Bank	4.25				



No	Name of the Institution	Name of the Bank or Institution	Outstanding Amount - as at 31.03.2026				Total (USD Mn)
			USD Mn.	Euro Mn.	J.Yen Mn.	Rs. Mn.	
8	Bank of Ceylon & People's Bank	Asian Infrastructure Investment Bank (AIIB)	80.01				80.01
9	General Sir John Kotelawala Defence University	Bank of Ceylon National Savings Bank				4.67 29,053.00	92.19
10	Regional Development Bank	Asian Development Bank	50.00				50.00
10	Regional Development Bank	Asian Development Bank	50				50
11	Ceylon Shipping Corporation Ltd	People's Bank	47.5				47.5
12	National School of Business Management Limited	Bank of Ceylon				4,535.00	14.39
13	Lanka Coal Company (Pvt) Ltd	Bank of Ceylon				24,123.21	76.54
14	State Engineering Corporation	Bank of Ceylon				2,299.99	7.30
15	Co-operative Wholesale Establishment	Paddy Marketing Board	0			729.6	2.31
16	State Development and Construction Corporation	Bank of Ceylon				990.61	3.14
17	State Printing Corporation	People's Bank				41.56	0.13
18	Building Materials Corporation Ltd	Bank of Ceylon				500	1.59
19	Janatha Estates Development Board	Bank of Ceylon				42.11	0.13
20	Sri Lanka State Plantation Corporation	People's Bank				63.09	0.20
21	Sri Lanka Rupavahini Corporation	Bank of Ceylon				29.39	0.09
22	Lanka Electricity Company (Pvt) Ltd	Asian Development Bank				60	0.19
23	Energy Activity Support Facility (CEB)	Asian Development Bank	6.82				6.82
24	Lanka Electricity Company (Pvt) Ltd	Asian Development Bank	0.05				0.05
Total			1,543.05	112.12	26,468.00	454,195.92	3,278.51



07. Annexures

1. Outstanding of Government External Debt Stock by Creditor

Lender	Debt Outstanding (including unpaid Principal) as of 31 March 2026
	in USD million
External Debt of the Government	37,468.5
Bilateral	10,485.4
AB Svensk Export Credit (Sweden)	34.7
Agence Francaise De Development (France)	175.7
Banco Bilbao Vizcaya Argentaria (Spain)	20.0
Bank Austria Creditanstalt AG	11.2
China Development Bank	612.2
Co-op Centrale Raiffeisen (Netherlands)	224.2
Credendo_Export Credit Agency	11.0
Deutsche Bank AG (United Kingdom)	12.7
Erste Bank (Austria)	11.0
Export Development Bank of Iran	32.9
Export Finance & Insurance Corporation (Australia)	39.2
EXIM - US	40.1
EXIM - Hungary	50.6
EXIM - India	839.5
Government of Canada	17.6
Government of Denmark	39.1
Government of France	290.5
Government of India	14.4
Government of Japan	2,307.5
Government of Kuwait	94.8
Government of Pakistan	2.1
Government of Korea	264.9
Government of Russia	35.4
Government of Germany	216.0
Government of China	14.5
Government of USA	84.9
HSBC (HongKong- China)	123.1
ING Bank (Netherlands)	45.3
Kingdom of Spain	85.2
Raiffesen Zentral Bank (Austria)	38.5
Saudi Fund for Arab Economic Development	196.5



Lender	Debt Outstanding (including unpaid Principal) as of 31 March 2026
	in USD million
State Bank of India	2.3
EXIM - China	4,238.5
The Riggs National Bank (Washington DC)	7.5
UniCredit Bank (Austria)	52.1
United Kingdom of Great Britain	199.7
Multilateral	14,182.1
Asian Development Bank (ADB)	6,954.0
Asian Infrastructure Investment Bank (AIIB)	195.3
European Investment Bank	81.6
World Bank	4,667.3
International Fund for Agricultural Development (IFAD)	165.6
International Monetary Fund RFF	206.0
International Monetary Fund EFF 23-26 Pr	1,722.6
Nordic Development Fund (NDF)	12.8
OPEC fund for International Development (OFID)	176.8
Market Borrowings (Commercial)	12,801.0
ISBs	10,381.6
Term Loan Facilities - China Development Bank	2,419.3



2. Details of Outstanding Treasury Bills¹ as of 31 March 2026

Maturity Date	ISIN	Face Value (Rs Mn)
Apr 3, 2026	LKA18226D037	35,938.00
	LKA36426D031	41,241.00
	LKA09126D030	12,466.00
Apr 10, 2026	LKA18226D102	9,145.00
	LKA36426D106	7,535.00
	LKA09126D105	15,310.00
Apr 17, 2026	LKA18226D177	18,748.00
	LKA36426D171	35,396.00
	LKA09126D170	41,445.00
Apr 24, 2026	LKA18226D243	30,765.00
	LKA36426D247	34,717.00
	LKA09126D246	45,452.00
May 1, 2026	LKA18226E019	37,225.00
	LKA36426E013	63,606.00
	LKA09126E012	38,849.00
May 8, 2026	LKA18226E084	39,715.00
	LKA36426E088	58,848.00
	LKA09126E087	27,364.00
May 15, 2026	LKA18226E159	36,031.00
	LKA36426E153	111,099.00
	LKA09126E152	20,901.00
May 22, 2026	LKA18226E225	48,154.00
	LKA36426E229	101,326.00
	LKA09126E228	12,086.00
May 29, 2026	LKA18226E290	42,740.00
	LKA36426E294	108,943.00
	LKA09126E293	30,068.00
Jun 5, 2026	LKA36426F051	108,738.00
	LKA18226F057	39,338.00
	LKA09126F050	20,712.00
Jun 12, 2026	LKA36426F127	86,610.00
	LKA18226F123	32,892.00
	LKA09126F126	50,497.00
Jun 19, 2026	LKA36426F192	19,548.00
	LKA18226F198	27,375.00
	LKA09126F191	26,567.00
Jun 26, 2026	LKA36426F267	15,472.00
	LKA18226F263	40,149.00
	LKA09126F266	14,888.00
Jul 3, 2026	LKA36426G034	58,545.00
	LKA18226G030	31,022.00
Jul 10, 2026	LKA36426G109	8,909.00
	LKA18226G105	80,458.00
Jul 17, 2026	LKA36426G174	27,802.00
	LKA18226G170	62,305.00
Jul 24, 2026	LKA36426G240	16,486.00
	LKA18226G246	82,224.00



Maturity Date	ISIN	Face Value (Rs Mn)
Jul 31, 2026	LKA36426G315	17,253.00
	LKA18226G311	77,092.00
Aug 7, 2026	LKA36426H073	22,750.00
	LKA18226H079	81,098.00
Aug 14, 2026	LKA36426H149	56,722.00
	LKA18226H145	55,256.00
Aug 21, 2026	LKA36426H214	40,520.00
	LKA18226H210	36,568.00
Aug 28, 2026	LKA36426H289	17,490.00
	LKA18226H285	46,703.00
Sep 4, 2026	LKA36426I048	6,970.00
	LKA18226I044	23,796.00
Sep 11, 2026	LKA36426I113	5,816.00
	LKA18226I119	38,349.00
Sep 18, 2026	LKA36426I188	8,629.00
	LKA18226I184	12,905.00
Sep 25, 2026	LKA36426I253	2,247.00
	LKA18226I259	7,395.00
Oct 2, 2026	LKA36426J020	2,472.00
Oct 9, 2026	LKA36426J095	5,043.00
Oct 16, 2026	LKA36426J160	4,643.00
Oct 23, 2026	LKA36426J236	4,380.00
Oct 30, 2026	LKA36426J301	16,991.00
Nov 6, 2026	LKA36426K069	22,493.00
Nov 13, 2026	LKA36426K135	3,952.00
Nov 20, 2026	LKA36426K200	14,099.00
Nov 27, 2026	LKA36426K275	6,941.00
Dec 4, 2026	LKA36426L042	2,637.00
Dec 11, 2026	LKA36426L117	4,472.00
Dec 18, 2026	LKA36426L182	9,969.00
Dec 25, 2026	LKA36426L257	23,155.00
Jan 1, 2026	LKA36427A019	14,904.00
Jan 8, 2026	LKA36427A084	14,232.00
Jan 15, 2026	LKA36427A159	6,250.00
Jan 22, 2026	LKA36427A225	9,824.00
Jan 29, 2026	LKA36427A290	21,559.00
Feb 5, 2026	LKA36427B058	23,538.00
Feb 12, 2026	LKA36427B124	22,843.00
Feb 19, 2026	LKA36427B199	17,346.00
Feb 26, 2026	LKA36427B264	22,229.00
Mar 5, 2026	LKA36427C056	10,824.00
Mar 12, 2026	LKA36427C122	16,873.00
Mar 19, 2026	LKA36427C197	24,690.00
Mar 26, 2026	LKA36427C262	12,658.00
Treasury Bill Outstanding as at 31.03.2026		2,852,226.00

Notes:

¹. If the maturity date falls on a bank holiday, payment will be made on the following business day.



3. Details of Outstanding Treasury Bonds¹ as of 31 March 2026

Maturity Date	Series	ISIN	Face Value (Rs Mn)
15-May-2026	22.50%2026A	LKB00426E154	145,060.96
1-Jun-2026	11.00%2026A	LKB01226F014	229,046.39
15-Jul-2026	01.00%2026A	LKJ00226G155	52,517.00
1-Aug-2026	11.50%2026A	LKB01026H014	244,501.66
15-Dec-2026	11.25%2026A	LKB00326L151	219,800.00
20-Dec-2026	05.00%2026A	LKB01026L206	9,142.22
15-Jan-2027	11.40%2027A	LKB00827A151	232,483.59
15-Mar-2027	12.00%09.00%2027A	LKK00427C155	267,038.49
1-May-2027	18.00%2027A	LKB00527E019	155,671.27
15-Jun-2027	11.75%2027A	LKB01027F156	200,582.61
15-Jul-2027	01.00%2027A	LKJ00427G159	72,640.22
21-Jul-2027	11.00%2027A	LKB01027G212	5,000.00
15-Aug-2027	07.80%2027A	LKB00827H156	49,484.93
15-Sep-2027	20.00%2027A	LKB00527I150	167,478.48
15-Oct-2027	10.30%2027A	LKB00827J152	222,414.12
15-Dec-2027	11.25%2027A	LKB01027L154	202,965.63
15-Jan-2028	18.00%2028A	LKB00628A153	87,654.11
15-Feb-2028	10.75%2028B	LKB00428B156	230,000.00
15-Mar-2028	10.75%2028A	LKB01028C151	246,180.98
15-Apr-2028	12.00%09.00%2028A	LKK00528D158	267,038.49
1-May-2028	09.00%2028B	LKB01528E016	256,168.34
1-Jul-2028	09.00%2028A	LKB01628G019	269,855.03
15-Jul-2028	01.00%2028A	LKJ00428G157	52,517.00
1-Sep-2028	11.50%2028A	LKB01528I017	252,610.58
15-Oct-2028	11.00%2028A	LKB00428J159	225,500.00
15-Dec-2028	11.50%2028B	LKB00528L152	266,200.00
1-Jan-2029	13.00%2029A	LKB01529A012	29,211.58
15-Mar-2029	12.40%7.5%5%2029A	LKK00629C156	99,693.89
1-May-2029	13.00%2029B	LKB01529E014	36,171.39
15-May-2029	12.00%09.00%2029A	LKK00629E152	267,038.49
15-Jun-2029	11.75%2029A	LKB00529F152	273,461.00
15-Jul-2029	20.00%2029A	LKB00729G156	58,056.88
	01.00%2029A	LKJ00629G150	72,640.22
15-Sep-2029	11.00%2029A	LKB00629I154	235,505.00
15-Oct-2029	10.35%2029A	LKB00529J154	290,600.00
15-Dec-2029	11.00%2029B	LKB00529L150	291,500.00
1-Mar-2030	09.50%2030A	LKB00530C017	243,522.00
15-Apr-2030	12.40%7.5%5%2030A	LKK00730D150	99,693.89
15-May-2030	11.00%2030A	LKB01530E152	208,216.36
15-Jun-2030	12.00%09.00%2030A	LKK00730F155	267,038.49
1-Jul-2030	09.75%2030A	LKB00530G018	229,157.00
15-Jul-2030	01.00%2030A	LKJ00630G158	52,517.00
15-Oct-2030	11.00%2030B	LKB00730J158	184,255.00
15-Jan-2031	12.00%09.00%2031A	LKK00831A152	267,038.49
15-Mar-2031	11.25%2031A	LKB01231C151	274,731.42
15-May-2031	18.00%2031A	LKB00931E153	29,192.62
	12.40%7.5%5%2031A	LKK00831E154	99,693.89
15-Jul-2031	01.00%2031A	LKJ00831G152	72,640.22



Maturity Date	Series	ISIN	Face Value (Rs Mn)
1-Dec-2031	12.00%2031A	LKB01031L016	214,629.05
1-Jan-2032	08.00%2032A	LKB02032A016	163,037.81
15-Feb-2032	12.00%09.00%2032A	LKK00932B156	267,038.49
15-Jun-2032	12.40%7.5%5%2032A	LKK00932F157	99,693.89
1-Jul-2032	18.00%2032A	LKB01032G014	96,222.02
15-Jul-2032	01.00%2032A	LKJ00832G150	52,517.00
1-Oct-2032	09.00%2032A	LKB02032J017	289,444.71
15-Dec-2032	11.50%2032A	LKB00832L158	173,250.00
15-Jan-2033	11.20%2033A	LKB01533A154	238,900.00
	12.40%7.5%5%2033A	LKK01033A154	348,928.63
15-Mar-2033	12.00%09.00%2033A	LKK01033C150	267,038.49
1-Jun-2033	09.00%2033A	LKB02033F013	273,994.00
1-Jul-2033	13.25%2033A	LKB02033G011	23,511.76
15-Jul-2033	01.00%2033A	LKJ01033G154	72,640.22
1-Nov-2033	09.00%2033B	LKB02033K013	247,561.00
1-Jan-2034	13.25%2034A	LKB02034A012	77,858.98
15-Feb-2034	12.40%7.5%5%2034A	LKK01134B158	348,928.63
15-Apr-2034	12.00%09.00%2034A	LKK01134D154	267,038.49
15-Jun-2034	10.75%2034A	LKB00934F154	175,876.00
15-Jul-2034	01.00%2034A	LKJ01034G152	52,514.86
15-Sep-2034	10.25%2034A	LKB01534I155	247,800.00
15-Mar-2035	11.50%2035A	LKB02035C155	164,565.00
	12.40%7.5%5%2035A	LKK01235C151	348,928.63
15-May-2035	12.00%09.00%2035A	LKK01235E157	267,038.49
15-Jun-2035	10.70%2035A	LKB01035F159	249,324.00
15-Mar-2036	0.50%2036A	LKJ01236C152	19,466.08
15-Apr-2036	12.40%7.5%5%2036A	LKK01336D155	348,928.63
15-Jun-2036	12.00%09.00%2036A	LKK01336F150	267,038.49
15-Aug-2036	10.85%2036A	LKB01136H151	77,000.00
15-Jan-2037	12.00%09.00%2037A	LKK01437A157	267,038.49
15-May-2037	12.40%7.5%5%2037A	LKK01437E159	348,928.63
1-Jul-2037	10.75%2037A	LKB01237G019	198,513.00
15-Sep-2037	0.50%2037A	LKJ01337I155	19,466.08
15-Feb-2038	12.00%09.00%2038A	LKK01538B150	267,038.49
15-Jun-2038	12.40%7.5%5%2038A	LKK01538F151	348,928.63
15-Sep-2038	0.50%2038A	LKJ01438I151	19,466.08
15-Aug-2039	10.50%2039A	LKB02039H156	65,000.00
15-Sep-2039	0.50%2039A	LKJ01539I156	19,466.08
15-Sep-2040	0.50%2040A	LKJ01640I152	19,466.08
1-Jan-2041	12.00%2041A	LKB02541A016	29,870.00
15-Sep-2041	0.50%2041A	LKJ01741I158	19,466.08
15-Sep-2042	0.50%2042A	LKJ01842I154	19,466.08
1-Jun-2043	09.00%2043A	LKB03043F011	3,133.25
15-Sep-2043	0.50%2043A	LKJ01943I150	19,466.08
1-Jan-2044	13.50%2044A	LKB03044A010	10,969.85
1-Jun-2044	13.50%2044B	LKB03044F019	77,861.76
1-Mar-2045	12.50%2045A	LKB03045C013	10,058.00
Treasury Bond Outstanding as at 31.03.2026			15,815,442.90

Notes:

¹. If the maturity date falls on a bank holiday, payment will be made on the following business day.



4. Details of Outstanding Domestic Dollar Bonds¹ as of 31 March 2026

Maturity Date	ISIN	Series	Face Value (USD)
Dec 10, 2026	LKL00126L104	DDB2026A	33,000,000.00
Dec 10, 2027	LKL00227L100	DDB2027A	17,000,000.00
Domestic Dollar Bond Outstanding as at 31.12.2025			50,000,000.00

Notes:

¹. If the maturity date falls on a bank holiday, payment will be made on the following business day.



5. The Outstanding List of Treasury Guarantees Issued by the General Treasury up to 31.03.2026

S.No	Name of the Institution	Name of the Bank or Institution	Value of the Treasury Guarantees				Date of Issue	Date of Expiry	Outstanding Amount - Capital as at 31.03.2026			
			US\$ Mn.	Euro Mn.	J.Yen Mn.	Rs. Mn.			USD Mn.	Euro Mn.	J.Yen Mn.	Rs. Mn.
1	General Sir John Kotelawala Defence University	Bank of Ceylon				85.00	29-Aug-11	31-Dec-26				4.67
2	Road Development Authority	People's Bank				1,291.08	14-Mar-12	20-Apr-30				1,291.08
3	Road Development Authority	People's Bank				785.39	21-Mar-12	28-Apr-30				785.39
3	Road Development Authority	People's Bank				1,656.01	21-Mar-12	02-May-30				1,656.01
4	National School of Business Management Limited	Bank of Ceylon				8,600.00	18-Dec-13	31-Dec-28				4,535.000
5	Road Development Authority	People's Bank	44.71			-	22-Sep-14	30-Sep-27	5.35			
6	National Water Supply & Drainage Board	Bank of Ceylon				1,148.06	12-Nov-14	31-May-29				500.71
7	National Water Supply & Drainage Board	National Development Bank PLC				2,800.00	9-Dec-14	31-Dec-29				1,107.69
8	National Water Supply & Drainage Board	DFCC Bank				2,900.00	9-Dec-14	31-Dec-29				1,147.25
9	Airport & Aviation Services (Sri Lanka) Limited	Japan International Cooperation Agency (JICA)			28,969.00	-	28-Mar-12	28-Mar-52			25,426	



10	National Water Supply & Drainage Board	National Development Bank PLC	1,074.13	29-Sep-15	31-Dec-30		991.43
11	National Water Supply & Drainage Board	National Development Bank PLC	2,506.30	21-Feb-19	31-Dec-30		
12	National Water Supply & Drainage Board	Bank of Ceylon	948.00	4-Mar-16	15-Sep-30		376.02
13	National Water Supply & Drainage Board	Bank of Ceylon	33.00	16-Nov-20	15-Sep-30		
14	Airport & Aviation Services (Sri Lanka) Limited	Japan International Cooperation Agency (JICA)	45,428.00	-	9-May-16	9-May-56	1,042
15	National Water Supply & Drainage Board	Bank of Ceylon	300.00	29-Jul-16	31-Jan-31		Settled
16	National Water Supply & Drainage Board	Bank of Ceylon	454.79	21-Feb-19	31-Jan-31		
17	National Water Supply & Drainage Board	People's Bank	397.00	29-Jul-16	31-Jul-31		82.90
18	National Water Supply & Drainage Board	People's Bank	603.00	21-Feb-19	31-Jul-31		
19	National Water Supply & Drainage Board	DFCC Bank	937.87	16-Aug-16	11-Jul-31		
20	National Water Supply & Drainage Board	DFCC Bank	1,358.98	6-Nov-17	11-Jul-31		1,553.83
21	National Water Supply & Drainage Board	DFCC Bank	829.40	4-Jan-19	11-Jul-31		



22	National Water Supply & Drainage Board	Bank of Ceylon	16.20	-	31-Aug-16	28-Feb-31		1,358.09
23	National Water Supply & Drainage Board	Exim Bank of India	164.90	-	28-Sep-16	5-Jun-31	93.67	
24	National Water Supply & Drainage Board	Exim Bank of India	91.80	-	28-Sep-16	5-Jun-31	61.85	
25	National Water Supply & Drainage Board	China Development Bank	195.08	-	9-Sep-16	20-Mar-32	110.22	
26	National Water Supply & Drainage Board	Hatton National Bank	23.42	-	9-Dec-16	14-Dec-30		1,797.07
27	National Water Supply & Drainage Board	People's Bank		560.97	13-Feb-17	13-Feb-32		270.73
28	Airport & Aviation Services (Sri Lanka) Limited	Hongkong & Shanghai Banking Co.Ltd.	44.14	-	1-Mar-17	1-Mar-32	29.50	
29	National Water Supply & Drainage Board	National Development Bank PLC		4,500.00	25-Jul-17	26-Jul-35		
30	National Water Supply & Drainage Board	National Development Bank PLC		6,500.00	18-Feb-19	26-Jul-35		10,775.78
31	National Water Supply & Drainage Board	National Development Bank PLC		4,000.00	16-Feb-21	26-Jul-35		
32	National Water Supply & Drainage Board	Bank of Ceylon	9.67	-	19-Oct-17	23-Oct-32		1,039.85
33	National Water Supply & Drainage Board	China Development Bank	54.79	-	21-Aug-17	21-Aug-42	45.80	
34	Road Development Authority	Sampath Bank		14,500.00	20-Dec-17	31-Dec-32		9,227.27
35	Ceylon Electricity Board	Asian Development Bank	90.00	-	29-Jun-17	15-May-41	67.81	
36	Ceylon Electricity Board	Asian Development Bank	150.00	-	10-Jul-17	15-Nov-41	115.19	



37	Road Development Authority	Bank of Ceylon		1,387.00	24-Jan-18	31-Jan-33		307.75
38	National Water Supply & Drainage Board	UniCredit Bank Austria AG	50.60	-	8-Mar-18	30-Nov-29	40.80	
39	National Water Supply & Drainage Board	People's Bank	7.62	-	6-Apr-18	10-Apr-33		-
40	State Development and Construction Corporation	Bank of Ceylon		1,126.81	8-Jun-18	11-Jun-33		990.61
41	State Engineering Corporation	Bank of Ceylon		1,280.26	30-Jun-18	30-Jun-33		
42	State Engineering Corporation	Bank of Ceylon		719.74	22-Oct-18	30-Jun-33		1,999.99
43	Ceylon Electricity Board	Asian Development Bank	160.00	-	22-Nov-17	15-Sep-37	122.50	
44	National Water Supply & Drainage Board	People's Bank		128.32	13-Jul-18	31-Jul-33		10.51
45	State Engineering Corporation	Bank of Ceylon		300.00	6-Aug-18	8-Aug-28		300.00
46	Road Development Authority	Bank of Ceylon		10,000.00	13-Aug-18	15-Aug-33		
47	Road Development Authority	Bank of Ceylon		5,766.52	3-Sep-18	15-Aug-33		
48	Road Development Authority	Bank of Ceylon		4,150.00	11-Sep-18	15-Aug-33		15,714.28
49	Road Development Authority	Bank of Ceylon		1,854.99	17-Sep-18	15-Aug-33		
50	Road Development Authority	Bank of Ceylon		228.49	9-Apr-19	15-Aug-33		



51	Ceylon Petroleum Corporation	People's Bank	7.73	-	31-Aug-18	15-Sep-31	4.25	
52	Ceylon Shipping Corporation Ltd	People's Bank	71.91	-	7-Sep-18	3-Jun-34	47.50	
53	National Water Supply & Drainage Board	Bank of Ceylon		382.24	25-Sep-18	15-Sep-33		135.19
54	Building Materials Corporation Ltd	Bank of Ceylon		500.00	22-Oct-18	19-Oct-33		500.00
55	Road Development Authority	Bank of Ceylon		5,000.00	12-Dec-18	20-Dec-33		6,260.86
56	Road Development Authority	Bank of Ceylon		4,000.00	28-Dec-18	20-Dec-33		
57	National Water Supply & Drainage Board	ING Bank, NV of Netherlands	12.29	-	12-Dec-18	3-Jul-23	3.86	
58	National Water Supply & Drainage Board	ING Bank, NV of Netherlands	70.66	-	12-Dec-18	3-Oct-33	67.46	
59	Road Development Authority	DFCC Bank		5,000.00	14-Feb-19	12-Mar-34		3,478.26
60	Airport & Aviation Services (Sri Lanka) Limited	Hatton National Bank		4,000.00	22-Mar-19	21-Mar-34		4,000.00
61	Road Development Authority	Bank of Ceylon		10,000.00	4-Apr-19	15-Apr-34		
62	Road Development Authority	Bank of Ceylon		5,000.00	7-May-19	15-Apr-34		
63	Road Development Authority	Bank of Ceylon		5,000.00	6-Jun-19	15-Apr-34		16,666.66
64	Road Development Authority	Bank of Ceylon		5,000.00	21-Jun-19	15-Apr-34		
65	Ceylon Petroleum Corporation	China National Chemical Engineering No.14 Construction Co. Ltd	43.78	-	26-Jul-19	19-Jan-31	19.73	



66	Sri Lankan Airlines Limited	DB Trustees (Hong Kong) Limited	175.00	-	26-Jun-25	25-Jun-26	175.00
67	Ceylon Electricity Board	Industrial and Commercial Bank of China Limited	41.97	-	2-Jul-19	23-Apr-26	26.53
68	National Water Supply & Drainage Board	National Savings Bank		15,000.00	30-Jun-20	15-Jul-35	11,875.00
69	National Water Supply & Drainage Board	People's Bank		2,874.69	31-Jul-20	15-Aug-35	1,853.36
70	Road Development Authority	National Savings Bank		10,000.00	22-Oct-20	30-Jun-35	7,499.00
71	Ceylon Electricity Board	National Savings Bank		5,000.00	26-Nov-20	15-Dec-28	3,000.00
72	National Water Supply & Drainage Board	National Savings Bank		15,000.00	9-Dec-20	15-Dec-35	11,875.00
73	Road Development Authority	People's Bank		10,000.00	30-Dec-20	31-Dec-35	7,916.66
74	Road Development Authority	National Savings Bank		1,600.33	30-Dec-20	01-Apr-32	1,600.33
75	Road Development Authority	National Savings Bank		891.41	30-Dec-20	01-Apr-32	891.41
76	Road Development Authority	National Savings Bank		1,541.38	30-Dec-20	01-Apr-34	1,541.38
77	Road Development Authority	National Savings Bank		325.86	30-Dec-20	01-Apr-32	325.86
78	Road Development Authority	National Savings Bank		1,062.50	30-Dec-20	01-Apr-32	1,062.50
79	Road Development Authority	National Savings Bank		2,935.67	30-Dec-20	01-Apr-34	2,935.67



80	Road Development Authority	National Savings Bank	5,217.03	30-Dec-20	01-Apr-34	5,217.03
81	Road Development Authority	National Savings Bank	1,350.00	30-Dec-20	01-Apr-34	1,350.00
82	Road Development Authority	National Savings Bank	2,397.94	30-Dec-20	01-Apr-34	2,397.94
83	Road Development Authority	National Savings Bank	1,113.19	30-Dec-20	01-Apr-34	1,113.19
84	Road Development Authority	National Savings Bank	947.84	30-Dec-20	01-Apr-34	947.84
85	Road Development Authority	National Savings Bank	1,059.03	30-Dec-20	01-Apr-34	1,059.03
86	Road Development Authority	Bank of Ceylon	10,000.00	5-Jan-21	1-Jan-36	8,749.00
87	National Water Supply & Drainage Board	Commercial Bank	968.36	20-Jan-21	15-Jul-29	363.08
88	National Water Supply & Drainage Board	Hatton National Bank	6,046.03	10-Feb-21	1-Jul-31	3,500.33
89	National Water Supply & Drainage Board	Hatton National Bank	1,471.36	11-Feb-21	1-Jan-31	817.42
90	National Water Supply & Drainage Board	National Savings Bank	710.61	11-Feb-21	31-May-29	-
91	Road Development Authority	National Savings Bank	5,000.00	19-Feb-21	20-Feb-36	8,333.00
92	Road Development Authority	National Savings Bank	5,000.00	15-Mar-21	20-Feb-36	
93	Ceylon Electricity Board	People's Bank	6,500.00	3-Mar-21	26-Jun-29	4,835.34



94	Bank of Ceylon & People's Bank	Asian Infrastructure Investment Bank (AIIB)	180.00	-	21-Mar-21	21-Mar-27	80.01	
95	Road Development Authority	Bank of Ceylon		10,000.00	9-Jun-21	10-Jun-36		8,749.99
96	Road Development Authority	National Savings Bank		3,250.00	15-Jul-21	15-Jul-36		2,708.00
97	Road Development Authority	National Savings Bank		10,000.00	29-Jul-21	30-Jul-36		8,333.00
98	Road Development Authority	National Savings Bank		10,000.00	13-Oct-21	11-Oct-36		8,333.00
99	Road Development Authority	National Savings Bank		11,800.00	9-Nov-21	11-Oct-36		9,833.00
100	Road Development Authority	Bank of Ceylon		11,000.00	12-Nov-21	25-Jun-35		8,708.33
101	Road Development Authority	Bank of Ceylon		14,000.00	12-Nov-21	14-Jul-35		11,083.33
102	Road Development Authority	People's Bank		17,000.00	12-Nov-21	15-Jul-35		13,458.33
103	Road Development Authority	People's Bank		8,000.00	12-Nov-21	25-Aug-35		6,333.33
104	Janatha Estates Development Board	Bank of Ceylon		200.00	25-Nov-21	2-Dec-26		42.11
105	National Water Supply & Drainage Board	National Savings Bank		2,000.00	2-Dec-21	31-May-36		1,600.00
106	Road Development Authority	Bank of Ceylon		1,784.36	10-Jan-22	31-Mar-30		1,433.67
107	Road Development Authority	Bank of Ceylon		2,063.00	10-Jan-22	31-Mar-30		1,604.17



108	Road Development Authority	Bank of Ceylon		2,007.64	10-Jan-22	31-Mar-30		1,565.50
109	Road Development Authority	Bank of Ceylon		1,413.16	10-Jan-22	31-Mar-32		954.50
110	Road Development Authority	Bank of Ceylon		670.75	10-Jan-22	31-Mar-32		805.33
111	Road Development Authority	Bank of Ceylon		3,139.25	10-Jan-22	31-Mar-32		2,256.20
112	Road Development Authority	Bank of Ceylon		3,330.95	10-Jan-22	31-Mar-32		2,716.93
113	Road Development Authority	Bank of Ceylon		2,173.92	10-Jan-22	31-Mar-32		1,761.35
114	Regional Development Bank	Asian Development Bank	50.00	-	14-Jun-19	30-Nov-31	50.00	
115	Ceylon Electricity Board	Hatton National Bank	12.30	-	15-Jul-13	6-Jun-25		-
116	National Water Supply & Drainage Board	China Development Bank	102.54	-	4-Oct-17		37.71	
117	Sri Lanka Rupavahini Corporation	Bank of Ceylon		93.00	10-Jun-20	15-May-26		29.39
118	Sri Lanka State Plantation Corporation	People's Bank		100.00	16-Oct-23	31-Dec-28		63.09
119	Ceylon Electricity Board	Bank of Ceylon		4,540.00	28-Feb-24	28-Feb-26		111.18
120	Ceylon Electricity Board	People's Bank		8,833.33	27-Apr-23	7-Apr-25		-



121	Sri Lankan Airlines Limited	International Air Transport Association	11.60		31-Jul-25	31-Jul-26	11.60	
122	State Printing Corporation	People's Bank		1,165.00	27-Sep-22	15-Sep-26		41.56
123	National Water Supply & Drainage Board	Bank of Ceylon	34.43	-	28-Nov-16	28-Nov-33		4,365.81
124	National Water Supply & Drainage Board	Bank of Ceylon		1,500.00	28-Jul-14	31-Jan-32		1,718.39
125	National Water Supply & Drainage Board	Bank of Ceylon		1,500.00	28-Jul-14	31-Jan-32		
126	National Water Supply & Drainage Board	Bank of Ceylon		2,890.00	4-Mar-16	15-Sep-32		1,991.16
127	National Water Supply & Drainage Board	Bank of Ceylon		847.66	29-Jan-21	15-Sep-32		
128	National Water Supply & Drainage Board	Bank of Ceylon	29.10	-	31-Aug-16	28-Feb-36		3,635.44
129	National Water Supply & Drainage Board	Bank of Ceylon	18.10	-	19-Oct-17	23-Oct-34		2,624.36
130	National Water Supply & Drainage Board	Bank of Ceylon		3,041.00	30-Dec-14	30-Jun-31		3,031.87
131	National Water Supply & Drainage Board	Bank of Ceylon		1,870.50	31-May-16	30-Jun-31		
132	National Water Supply & Drainage Board	Bank of Ceylon		1,015.00	28-Jan-16	30-Jul-32		1,011.69
133	National Water Supply & Drainage Board	Bank of Ceylon		485.03	22-Jan-21	30-Jul-32		
134	National Water Supply & Drainage Board	Bank of Ceylon		2,500.00	9-Jul-20	15-Jul-37		4,638.43
135	National Water Supply & Drainage Board	Bank of Ceylon		3,351.94	25-Aug-20	15-Jul-37		



136	National Water Supply & Drainage Board	Bank of Ceylon			3,014.83	29-Sep-15	31-Mar-32				
137	National Water Supply & Drainage Board	Bank of Ceylon			3,936.67	24-May-16	31-Mar-32				4,763.43
138	National Water Supply & Drainage Board	Bank of Ceylon			1,141.36	7-Oct-19	31-Mar-32				
139	Lanka Coal Company (Pvt) Ltd	Bank of Ceylon			22,000.00	4-Jan-23	27-Jan-27				24,123.21
140	Ceylon Petroleum Corporation	Bank of Ceylon			100,000.00	20-Mar-23	31-Dec-26				100,000.00
141	General Sir John Kotelawala Defence University	National Savings Bank			33,896.09	23-Jul-20	17-Sep-31				29,053.00
142	Central Bank of Sri Lanka	Reserve Bank of India	1,101.43			1-Jul-25	3-Jan-27	426.43			
143	CEB	Asian Development Bank	150.00			12/19/2024	1/11/2049	0.16			
144	Lanka Electricity Company (Pvt) Ltd	Asian Development Bank	50.00			12/19/2024	1/11/2049	0.05			
145	Energy Activity Support Facility (CEB)	Asian Development Bank	15.00			12/19/2024	1/12/2049	6.82			
146	National Water Supply & Drainage Board	Exim Bank of India	5.38			3-Apr-25	5-Jun-42	5.38			
Total in Issued Currency			3,121.54	164.59	74,397.00	555,161.01		1,543.05	112.12	26,468.00	453,406.32
CBSL Indicative Exchange Rates - As at 31.03.2026			315.1909	361.7446	1.9739			315.1909	361.7446	1.9739	1.00
Total in Rupees			983,882	59,541	146,852	555,161.01		486,356.55	40,558.80	52,245.19	453,406.32
Grand Total						1,745,436.47					1,032,566.86



6. The Outstanding List of Letter of Comfort Issued by the General Treasury up to 31.03.2026

S. No.	Name of Institution	Name of the Bank or Institution	USD Mn	Euro Mn.	J.Yen Mn.	LC Amount in Rs. Mn.	Date of Issue	Date of Expiry	Outstanding Amount - Capital as at 31.03.2026				
									USD Mn.	Euro Mn.	J.Yen Mn.	Rs. Mn.	
1	Co-operative Wholesale Establishment	Paddy Marketing Board				440.00	Jan 11, 2017	Jan 11, 2018					440.00
2	Co-operative Wholesale Establishment	Paddy Marketing Board				440.00	Mar 1, 2017	Feb 22, 2018					289.60
3	Bank of Ceylon and Peoples Bank	Export Development Board				60	Mar 29, 2018	Feb 28, 2027					60.00
Total in Issued Currency			0.00	0.00	0.00	940.00			0.00				789.60
CBSL Indicative Exchange Rates - As at 31.03.2026			315.1909	361.7446	1.9739	1.00			315.1909	361.7446	1.9739		1.00
Total in Rupees			0.00	0.00	0.00	940.00			63,548.04				0.00
Grand Total						940.00							789.60

© 2026 Public Debt Management Office
Ministry of Finance, Planning and Economic Development
Colombo 00100
Sri Lanka
email: info@pdmo.gov.lk

ISSN 3121-3219



9 773121 321002